

## NPCA Annual Report 2022 – Provider results

### The Royal Wolverhampton NHS Trust

Specialist MDT: University Hospitals of North Midlands NHS Trust

#### Data Quality

|                                | Diagnosing Trust | Specialist MDT |
|--------------------------------|------------------|----------------|
| No. of Cancer Registry records | 201              | 1111           |
| Performance Status recorded    | 22%              | 81%            |
| PSA completed                  | 77%              | 49%            |
| Gleason Score completed        | N/A              | N/A            |
| TNM completed                  | 16%              | 69%            |
| Stage variable assigned        | 82%              | 88%            |

#### Disease Presentation

|   | Specialist MDT | National |
|---|----------------|----------|
| No. of men with disease status determined           | 980            | 23477    |
| Percentage of men diagnosed with metastatic disease | 14%            | 17%      |
| No. of men diagnosed with M1 (metastases)           | 135            | N/A      |

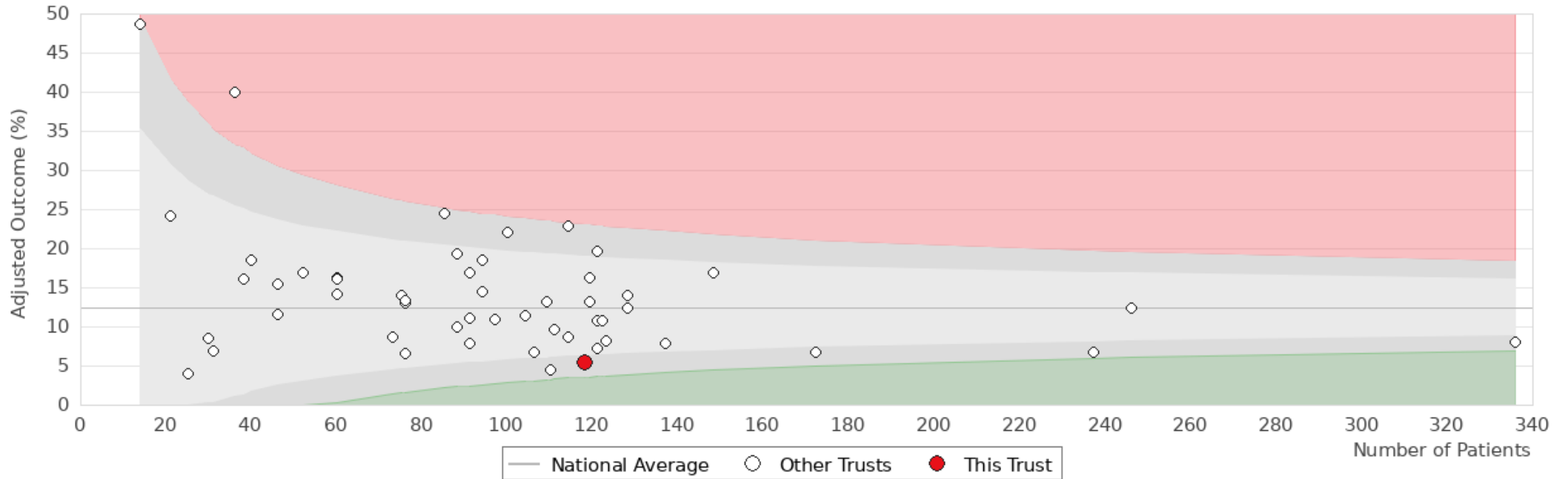
#### Management

These indicators could not be reported this year for England as we were unable to assign a patient to a particular risk group due to the unavailability of information on Gleason score in the Rapid Cancer Registration Dataset

#### Outcome

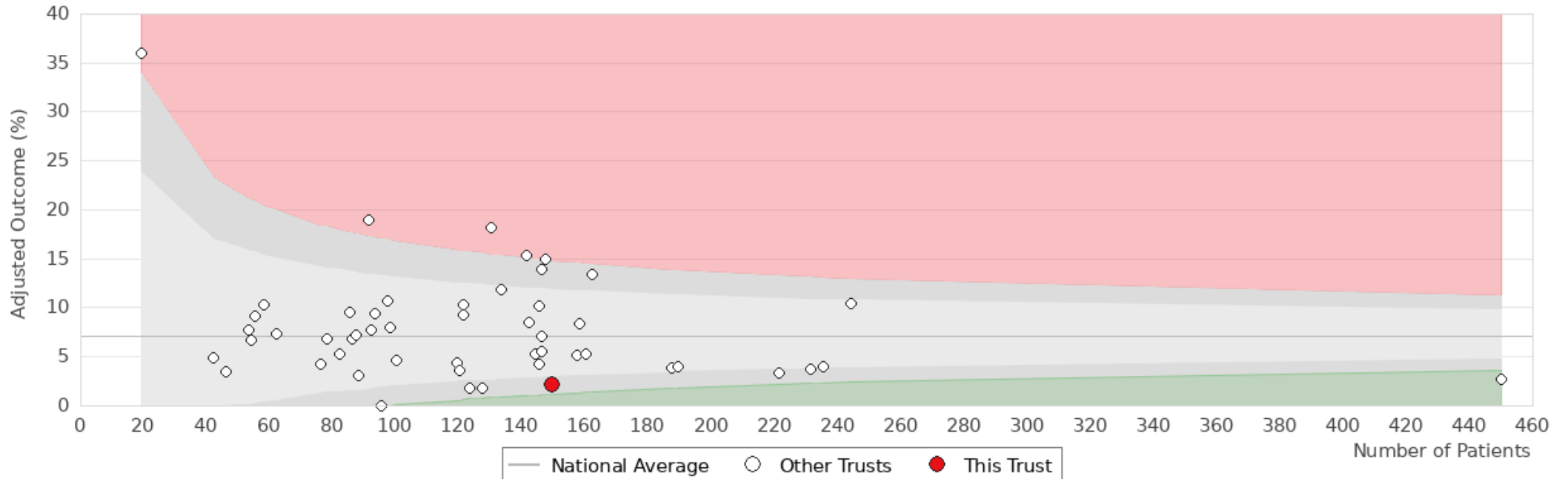
|   | <b>Treatment Centre</b> |
|---|-------------------------|
| No. of men who received radical prostatectomy (2020-2021)   | 118                     |
| Adjusted percentage of men who had an emergency readmission within 90 days of radical prostatectomy (%) | 6%                      |
| No. of men who received radical prostatectomy (2019)  | 149                     |
| Adjusted percentage of men experiencing at least one GU complication (%)                                | 2%                      |
| No. of men who received radical radiotherapy (2019)   | 281                     |
| Adjusted percentage of men experiencing at least one GI complication (%)                                | 15%                     |

**Adjusted funnel plot for the proportion of patients readmitted as an emergency within 90 days of radical prostatectomy by surgical centre in England and Wales.**



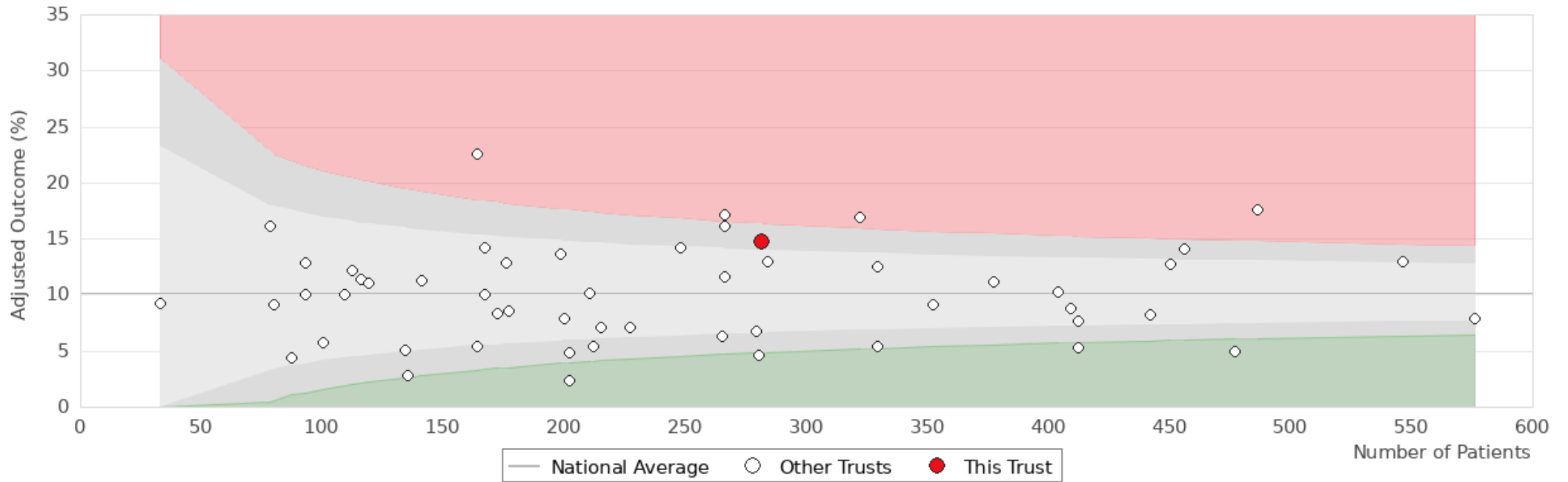
| Trust                             | Number | Adjusted |
|-----------------------------------|--------|----------|
| The Royal Wolverhampton NHS Trust | 118    | 5.5%     |

**Adjusted funnel plot for the proportion of patients experiencing at least one genitourinary complication requiring a procedural/surgical intervention within 2 years of radical prostatectomy by surgical centre in England and Wales.**



| Trust                             | Number | Adjusted |
|-----------------------------------|--------|----------|
| The Royal Wolverhampton NHS Trust | 149    | 2.2%     |

**Adjusted funnel plot for the proportion of patients receiving a procedure of the large bowel and a diagnosis indicating radiation toxicity (gastrointestinal complication) within 2 years of radical radiotherapy by radiotherapy centre in England and Wales.**



| Trust                             | Number | Adjusted |
|-----------------------------------|--------|----------|
| The Royal Wolverhampton NHS Trust | 281    | 14.82%   |