

NPCA Annual Report 2023 – Provider results

Mid and South Essex NHS Foundation Trust

Specialist MDT: Mid and South Essex NHS Foundation Trust

Data Quality

	Diagnosing Trust	Specialist MDT
No. of Cancer Registry records	600	1164
Performance Status recorded	17%	28%
PSA completed	63%	60%
Gleason Score completed	74%	78%
TNM completed	75%	76%

Disease Presentation

	Specialist MDT	National
No. of men with disease status determined	576	31258
Percentage of men diagnosed with metastatic disease	23%	19%

Management

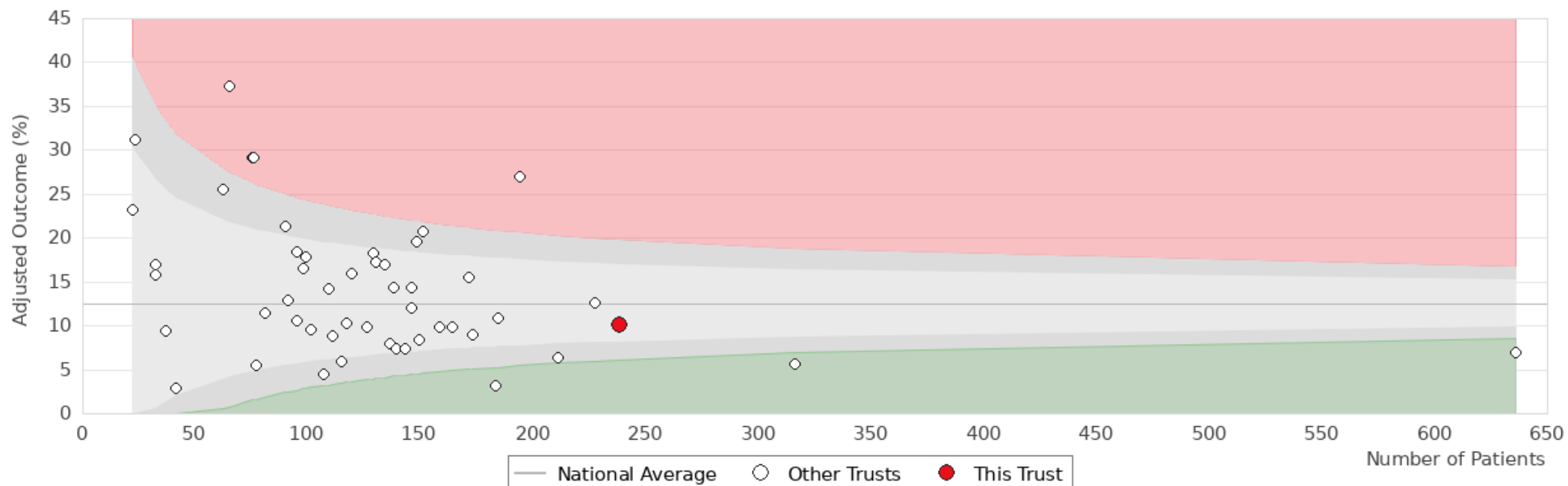
	Specialist MDT	National
No. of men diagnosed with low-risk localised disease	41	3680
Percentage of men with low-risk localised disease receiving radical treatment	29%	9%
No. of men diagnosed with locally advanced disease	224	11503

	Specialist MDT	National
Percentage of men diagnosed with locally advanced disease receiving radical treatment	61%	69%

Outcome

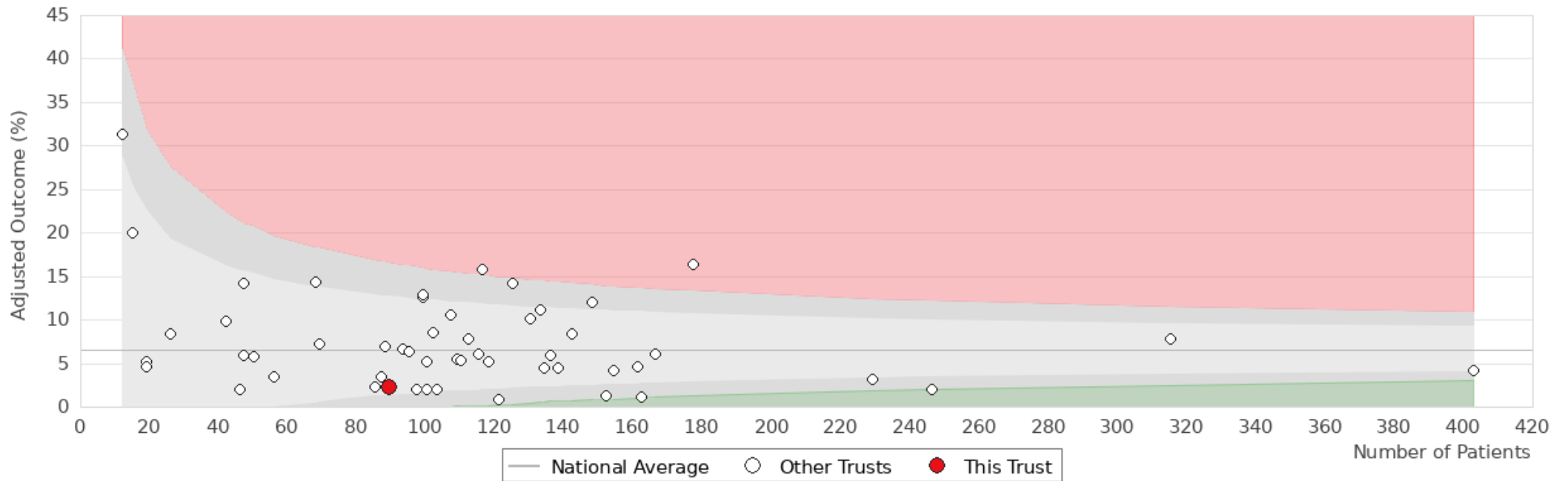
	Treatment Centre
No. of men who received radical prostatectomy (Apr 2021 - Mar 2022)	238
Adjusted percentage of men who had an emergency readmission within 90 days of radical prostatectomy (%)	10%
No. of men who received radical prostatectomy (Sep 2019 - August 2020)	89
Adjusted percentage of men experiencing at least one GU complication (%)	2%
No. of men who received radical radiotherapy (Sep 2019 - August 2020)	133
Adjusted percentage of men experiencing at least one GI complication (%)	13%

Adjusted funnel plot for the proportion of patients readmitted as an emergency within 90 days of radical prostatectomy by surgical centre in England and Wales.



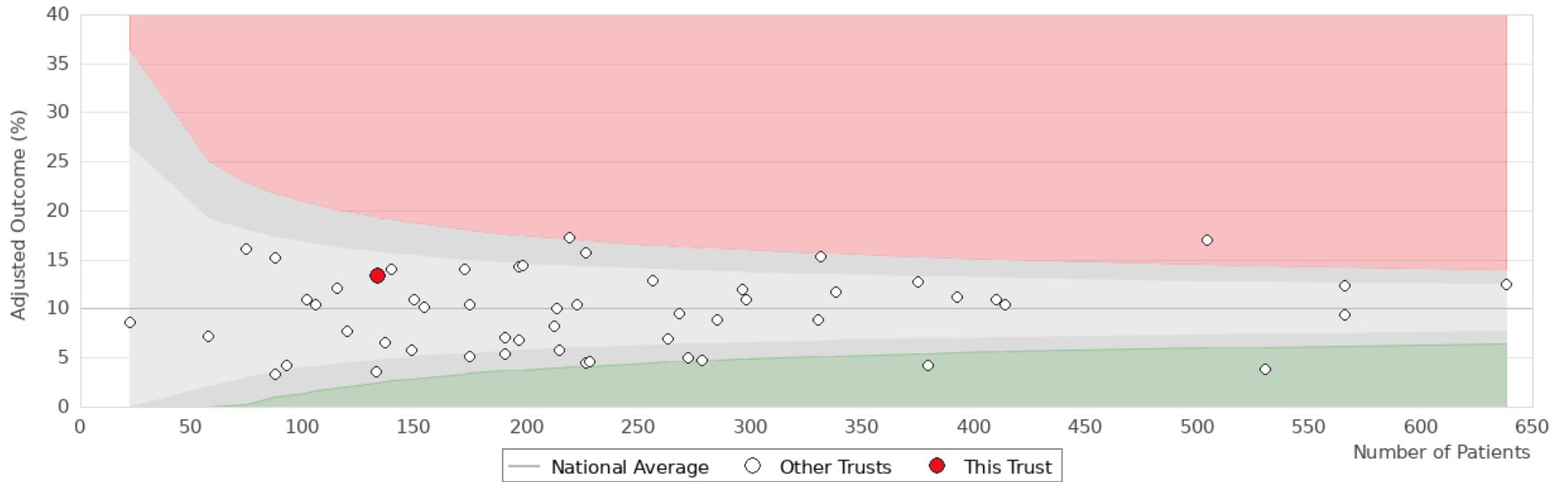
Trust	Number	Adjusted
Mid and South Essex NHS Foundation Trust	238	10.14%

Adjusted funnel plot for the proportion of patients experiencing at least one genitourinary complication requiring a procedural/surgical intervention within 2 years of radical prostatectomy by surgical centre in England and Wales.



Trust	Number	Adjusted
Mid and South Essex NHS Foundation Trust	89	2.29%

Adjusted funnel plot for the proportion of patients receiving a procedure of the large bowel and a diagnosis indicating radiation toxicity (gastrointestinal complication) within 2 years of radical radiotherapy by radiotherapy centre in England and Wales.



Trust	Number	Adjusted
Mid and South Essex NHS Foundation Trust	133	13.36%