

## NPCA Annual Report 2018 – Provider results

### City Hospitals Sunderland NHS Foundation Trust

#### Specialist MDT: City Hospitals Sunderland NHS Foundation Trust

#### Data Quality

	Diagnosing Trust	Specialist MDT
No. of Cancer Registry records	366	380
Performance Status recorded	51%	50%
PSA completed	81%	80%
Gleason Score completed	70%	68%
TNM completed	60%	59%
Multiparametric MRI performed	70%	70%
At least 1 treatment modality recorded	99%	98%

#### Disease Presentation

	Specialist MDT	National
No. of men with disease status determined	355	39534
Percentage of men diagnosed with metastatic disease	23%	16%

#### Management

	Specialist MDT	National
No. of men diagnosed with low-risk localised disease	33	2948

	<b>Specialist MDT</b>	<b>National</b>
Percentage of men with low-risk localised disease receiving radical treatment	0%	4%
No. of men diagnosed with locally advanced disease	127	15404
Percentage of men diagnosed with locally advanced disease receiving radical treatment	41%	67%

### Patient experience of care

	<b>Specialist MDT</b>	<b>National</b>
No. of men diagnosed April 15 - Sept 16 who were candidates, or who had radical treatment (surgery or radiotherapy) and were sent a questionnaire	296	35162
Percentage of men who responded	68%	73%
No. of men who completed 'diagnosis information' question	196	25248
Percentage of men who were given the 'right amount' of information about their condition and treatment	89%	90%
No. of men who completed 'treatment involvement' question	195	25041
Percentage of men who were 'involved as much as they were to be' in decisions about their treatment and care	63%	73%
No. of men who completed CNS question	197	24569
Percentage of men who were 'given the name of a CNS'	93%	83%
No. of men who rated their overall care on a scale of 1-10	182	23809
Percentage of men who rated their overall care as 8 or above	85%	89%

### Outcome

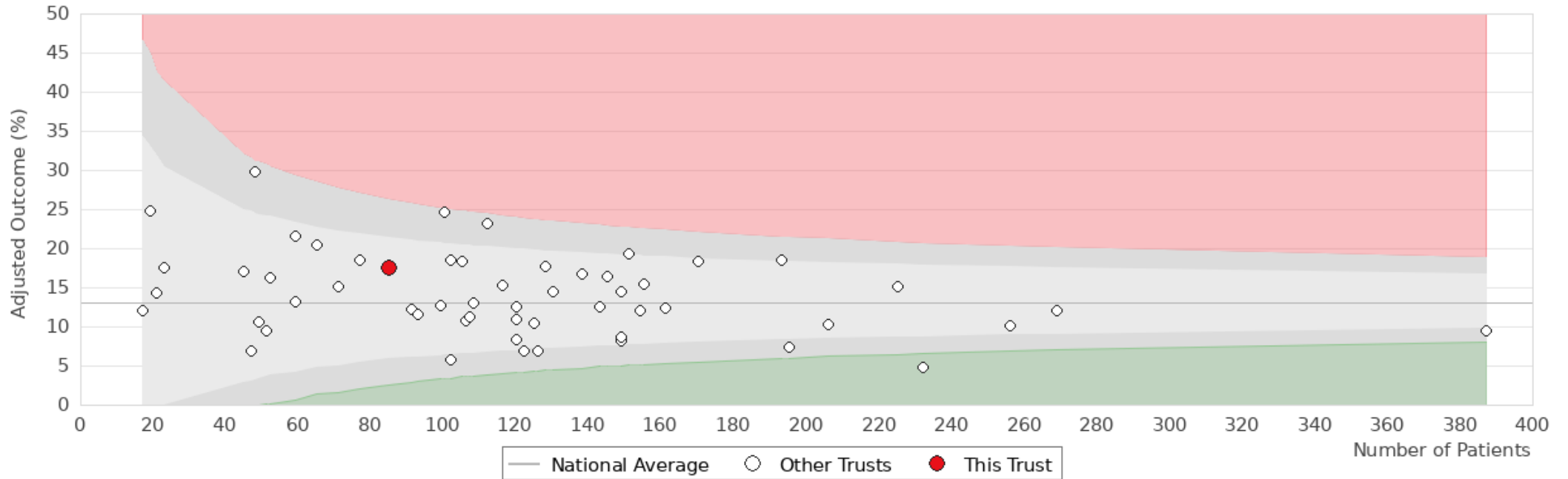
	<b>Treatment Centre</b>
No. of men who received radical prostatectomy (2016-2017)	85
Adjusted percentage of men who had an emergency readmission within 90 days of radical prostatectomy (%)	18%
No. of men who received radical prostatectomy (2015)	62

	<b>Treatment Centre</b>
Adjusted percentage of men experiencing at least one GU complication (%)	14%

### Patient-reported outcomes

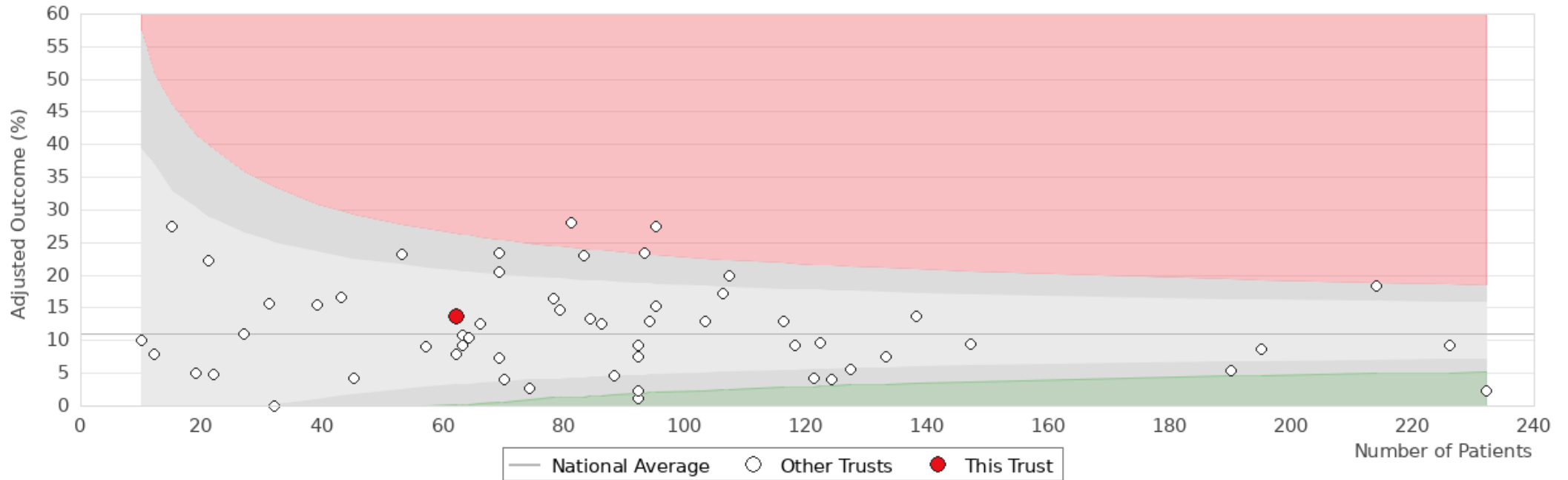
	<b>Treatment Centre</b>
No. of men diagnosed April 15 - Sept 16 who received radical prostatectomy and were sent a questionnaire	99
Percentage of men who responded	79%
No. of men who completed sufficient information for a validated EPIC-26 urinary incontinence score to be determined	72
Adjusted EPIC-26 urinary incontinence score	68
No. of men who completed sufficient information for a validated EPIC-26 sexual function score to be determined	76
Adjusted EPIC-26 sexual function score	21

**Adjusted funnel plot for the proportion of patients readmitted as an emergency within 90 days of radical prostatectomy by surgical centre in England and Wales.**



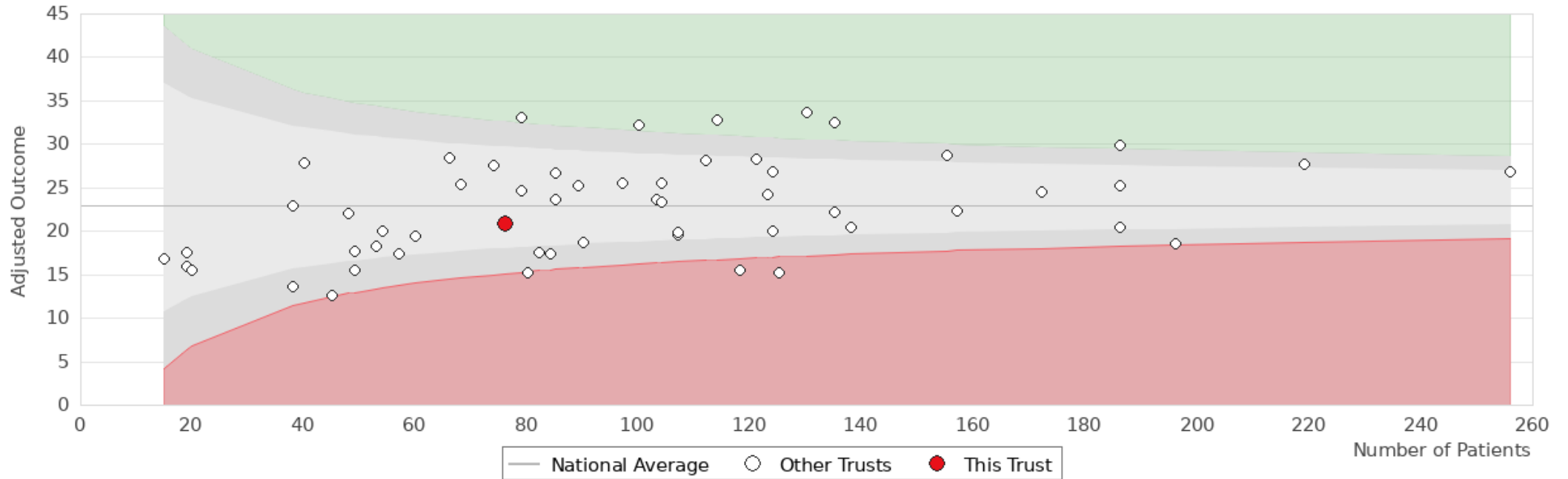
Trust	Number	Adjusted
City Hospitals Sunderland NHS Foundation Trust	85	17.57%

**Adjusted funnel plot for the proportion of patients experiencing at least one genitourinary complication requiring a procedural/surgical intervention within 2 years of radical prostatectomy by surgical centre in England and Wales.**



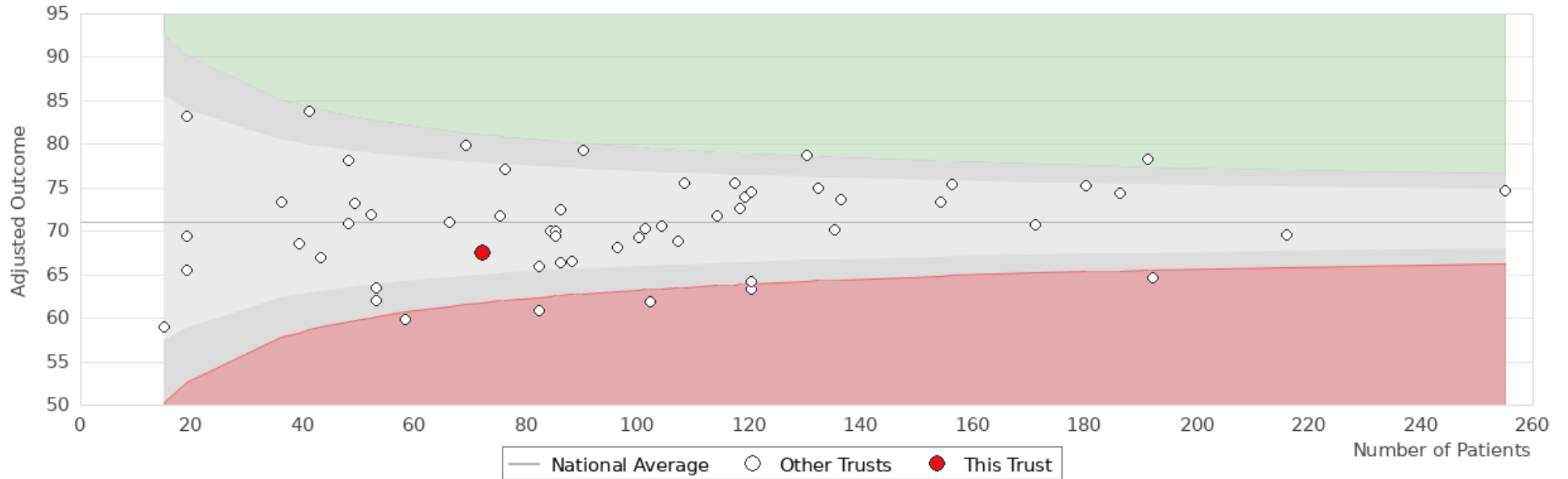
Trust	Number	Adjusted
City Hospitals Sunderland NHS Foundation Trust	62	13.67%

**Adjusted funnel plot for the mean sexual function score after radical prostatectomy by surgical centre in England and Wales.**



Trust	Number	Adjusted mean score
City Hospitals Sunderland NHS Foundation Trust	76	20.96

**Adjusted funnel plot for the mean urinary incontinence score after radical prostatectomy by surgical centre in England and Wales.**



Trust	Number	Adjusted mean score
City Hospitals Sunderland NHS Foundation Trust	72	67.59