

## NPCA Annual Report 2022 – Provider results

### Plymouth Hospitals NHS Trust

Specialist MDT: Plymouth Hospitals NHS Trust

#### Data Quality

|                                | Diagnosing Trust | Specialist MDT |
|--------------------------------|------------------|----------------|
| No. of Cancer Registry records | 310              | 612            |
| Performance Status recorded    | 91%              | 64%            |
| PSA completed                  | 55%              | 73%            |
| Gleason Score completed        | N/A              | N/A            |
| TNM completed                  | 76%              | 73%            |
| Stage variable assigned        | 98%              | 96%            |

#### Disease Presentation

|   | Specialist MDT | National |
|---|----------------|----------|
| No. of men with disease status determined           | 594            | 23477    |
| Percentage of men diagnosed with metastatic disease | 24%            | 17%      |
| No. of men diagnosed with M1 (metastases)           | 140            | N/A      |

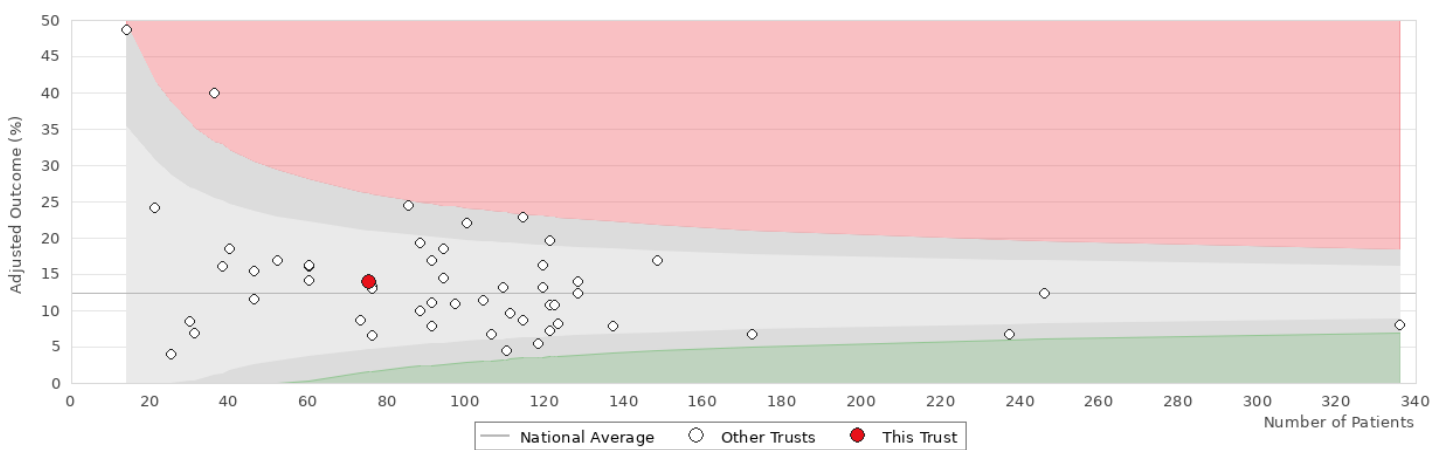
#### Management

These indicators could not be reported this year for England as we were unable to assign a patient to a particular risk group due to the unavailability of information on Gleason score in the Rapid Cancer Registration Dataset

#### Outcome

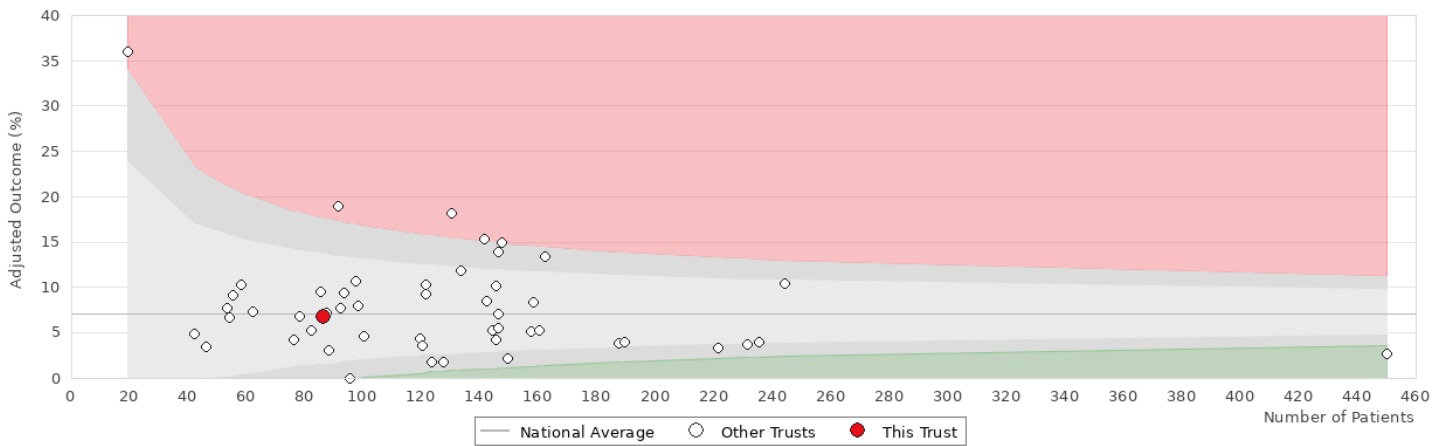
|   | Treatment Centre |
|---|------------------|
| No. of men who received radical prostatectomy (2020-2021)   | 75               |
| Adjusted percentage of men who had an emergency readmission within 90 days of radical prostatectomy (%) | 14%              |
| No. of men who received radical prostatectomy (2019)  | 86               |
| Adjusted percentage of men experiencing at least one GU complication (%)                                | 7%               |
| No. of men who received radical radiotherapy (2019)   | 87               |
| Adjusted percentage of men experiencing at least one GI complication (%)                                | 4%               |

Adjusted funnel plot for the proportion of patients readmitted as an emergency within 90 days of radical prostatectomy by surgical centre in England and Wales.



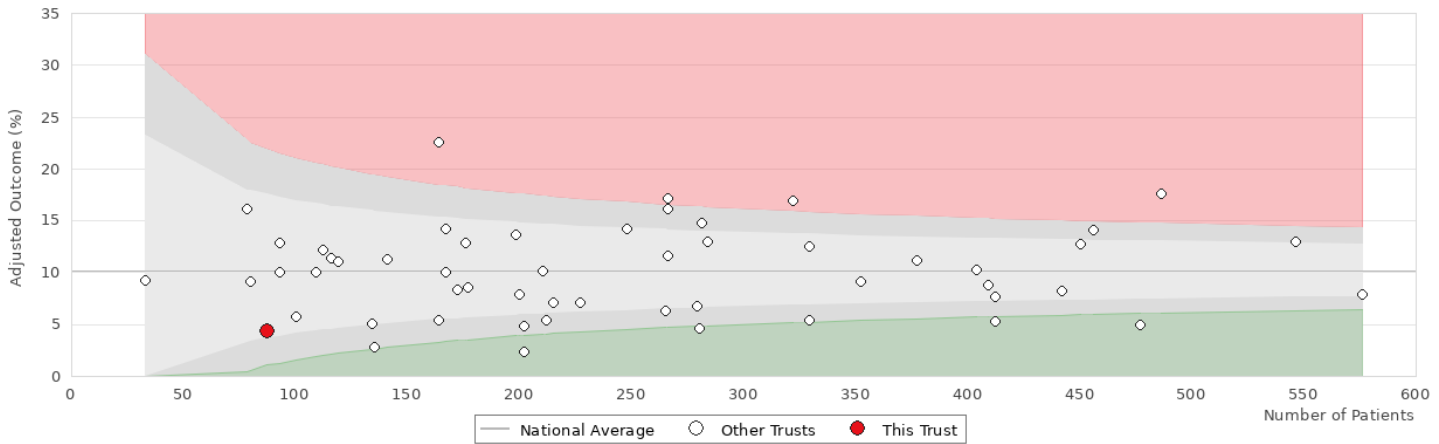
| Trust                        | Number | Adjusted |
|------------------------------|--------|----------|
| Plymouth Hospitals NHS Trust | 75     | 13.98%   |

Adjusted funnel plot for the proportion of patients experiencing at least one genitourinary complication requiring a procedural/surgical intervention within 2 years of radical prostatectomy by surgical centre in England and Wales.



| Trust                        | Number | Adjusted |
|------------------------------|--------|----------|
| Plymouth Hospitals NHS Trust | 86     | 6.79%    |

Adjusted funnel plot for the proportion of patients receiving a procedure of the large bowel and a diagnosis indicating radiation toxicity (gastrointestinal complication) within 2 years of radical radiotherapy by radiotherapy centre in England and Wales.



| Trust                        | Number | Adjusted |
|------------------------------|--------|----------|
| Plymouth Hospitals NHS Trust | 87     | 4.43%    |