

## NPCA Annual Report 2023 – Provider results

### University Hospitals of Derby and Burton NHS Foundation Trust

Specialist MDT: University Hospitals of Derby and Burton NHS Foundation Trust

#### Data Quality

|                                | Diagnosing Trust | Specialist MDT |
|--------------------------------|------------------|----------------|
| No. of Cancer Registry records | 381              | 381            |
| Performance Status recorded    | 28%              | 28%            |
| PSA completed                  | 69%              | 69%            |
| Gleason Score completed        | 74%              | 74%            |
| TNM completed                  | 69%              | 69%            |

#### Disease Presentation

|   | Specialist MDT | National |
|---|----------------|----------|
| No. of men with disease status determined           | 350            | 31258    |
| Percentage of men diagnosed with metastatic disease | 27%            | 19%      |

#### Management

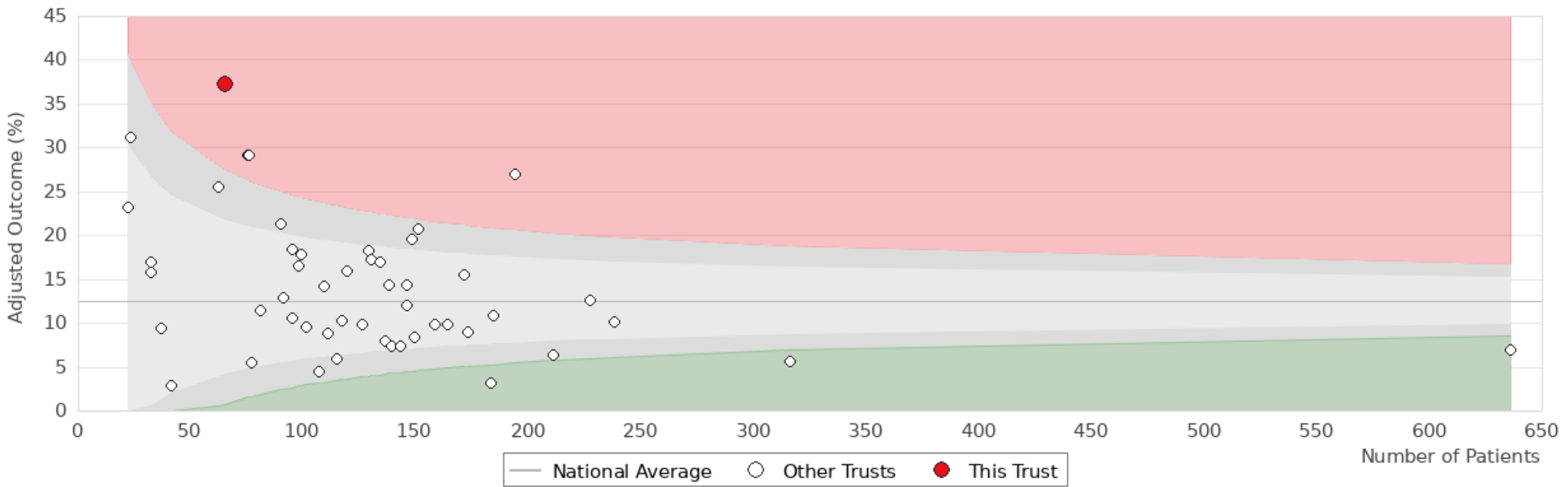
|   | Specialist MDT | National |
|---|----------------|----------|
| No. of men diagnosed with low-risk localised disease                          | 14             | 3680     |
| Percentage of men with low-risk localised disease receiving radical treatment | 0%             | 9%       |
| No. of men diagnosed with locally advanced disease                            | 146            | 11503    |

|   | Specialist MDT | National |
|---|----------------|----------|
| Percentage of men diagnosed with locally advanced disease receiving radical treatment | 67%            | 69%      |

## Outcome

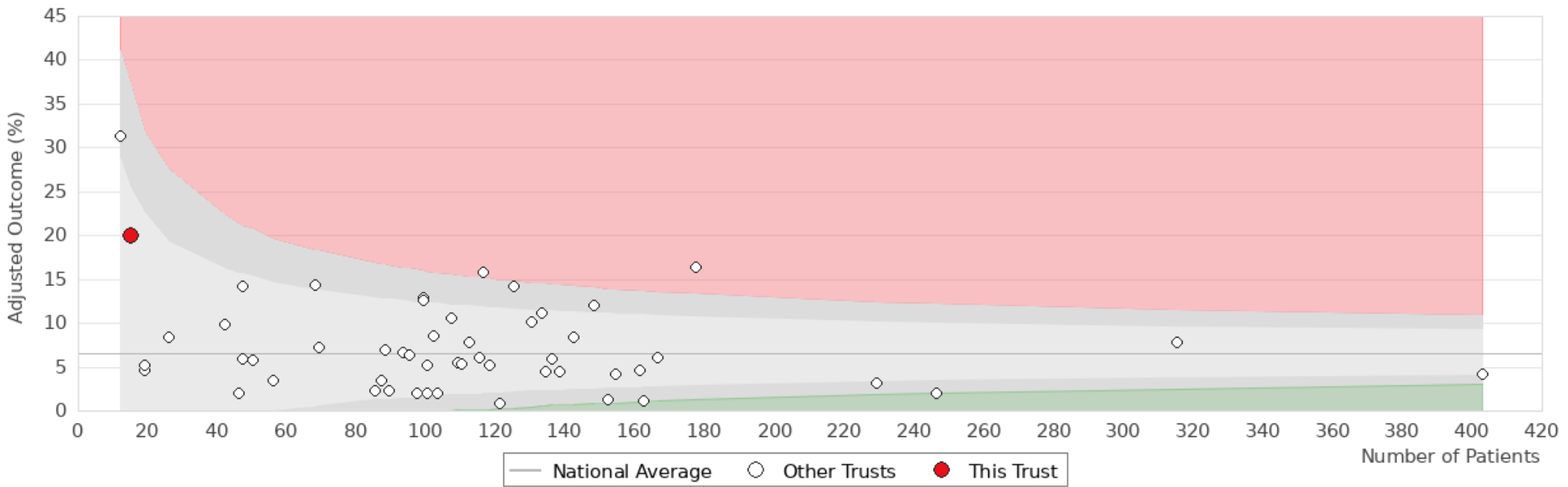
|   | Treatment Centre |
|---|------------------|
| No. of men who received radical prostatectomy (Apr 2021 - Mar 2022)                                     | 65               |
| Adjusted percentage of men who had an emergency readmission within 90 days of radical prostatectomy (%) | 37%              |
| No. of men who received radical prostatectomy (Sep 2019 - August 2020)                                  | 15               |
| Adjusted percentage of men experiencing at least one GU complication (%)                                | 20%              |
| No. of men who received radical radiotherapy (Sep 2019 - August 2020)                                   | 196              |
| Adjusted percentage of men experiencing at least one GI complication (%)                                | 14%              |

Adjusted funnel plot for the proportion of patients readmitted as an emergency within 90 days of radical prostatectomy by surgical centre in England and Wales.



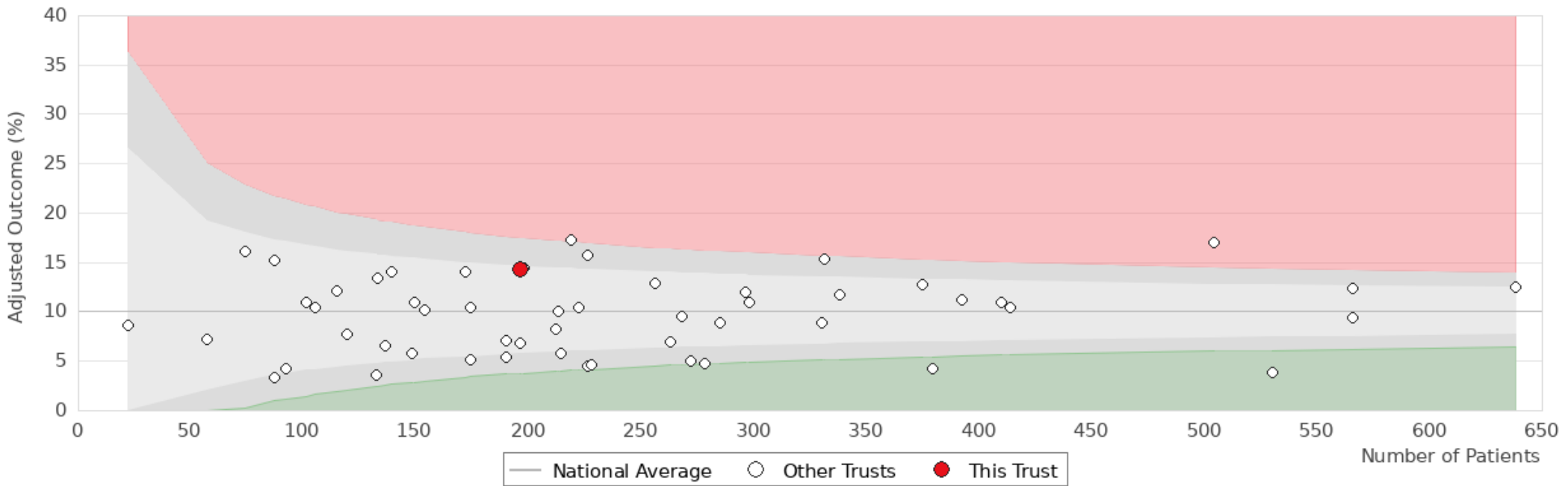
| Trust   | Number | Adjusted |
|---|--------|----------|
| University Hospitals of Derby and Burton NHS Foundation Trust | 65     | 37.25%   |

Adjusted funnel plot for the proportion of patients experiencing at least one genitourinary complication requiring a procedural/surgical intervention within 2 years of radical prostatectomy by surgical centre in England and Wales.



| Trust   | Number | Adjusted |
|---|--------|----------|
| University Hospitals of Derby and Burton NHS Foundation Trust | 15     | 20.01%   |

Adjusted funnel plot for the proportion of patients receiving a procedure of the large bowel and a diagnosis indicating radiation toxicity (gastrointestinal complication) within 2 years of radical radiotherapy by radiotherapy centre in England and Wales.



| Trust   | Number | Adjusted |
|---|--------|----------|
| University Hospitals of Derby and Burton NHS Foundation Trust | 196    | 14.32%   |