

NPCA Annual Report 2021 – Provider results

Betsi Cadwaladr University Health Board

Specialist MDT: Betsi Cadwaladr University Health Board

Data Quality

	Diagnosing Trust	Specialist MDT
No. of Cancer Registry records	567	567
Performance Status recorded	100%	100%
PSA completed	90%	90%
Gleason Score completed	90%	90%
TNM completed	61%	61%
Risk group assigned	89%	89%

Disease Presentation

	Specialist MDT	National
No. of men with disease status determined	526	34801
Percentage of men diagnosed with metastatic disease	13%	13%

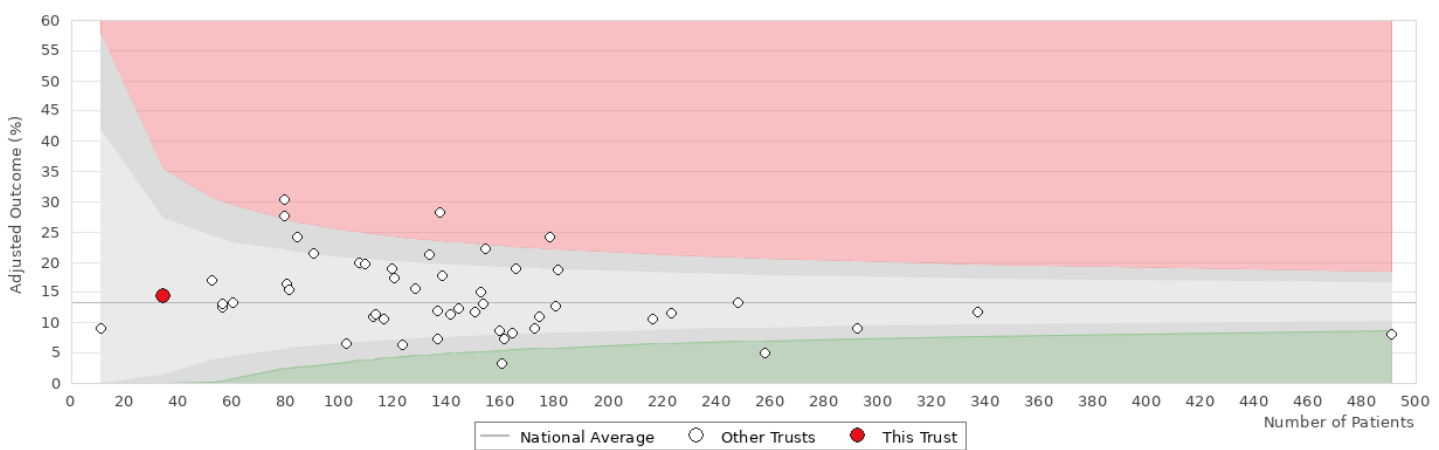
Management

	Specialist MDT	National
No. of men diagnosed with low-risk localised disease	18	N/A
Percentage of men with low-risk localised disease receiving radical treatment	0%	0%
No. of men diagnosed with locally advanced disease	217	N/A
Percentage of men diagnosed with locally advanced disease receiving radical treatment	72%	0%

Outcome

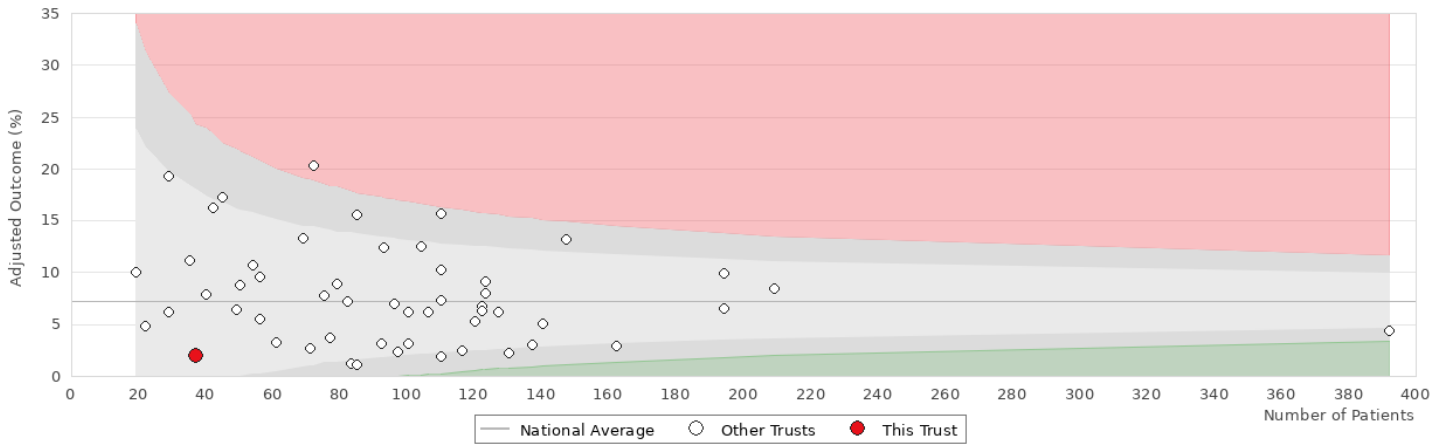
	Treatment Centre
No. of men who received radical prostatectomy (2019-2020)	34
Adjusted percentage of men who had an emergency readmission within 90 days of radical prostatectomy (%)	15%
No. of men who received radical prostatectomy (2018)	37
Adjusted percentage of men experiencing at least one GU complication (%)	2%
No. of men who received radical radiotherapy (2018)	195
Adjusted percentage of men receiving a procedure of the large bowel and a diagnosis indicating radiation toxicity (GI complication) (%)	13%

Adjusted funnel plot for the proportion of patients readmitted as an emergency within 90 days of radical prostatectomy by surgical centre in England and Wales.



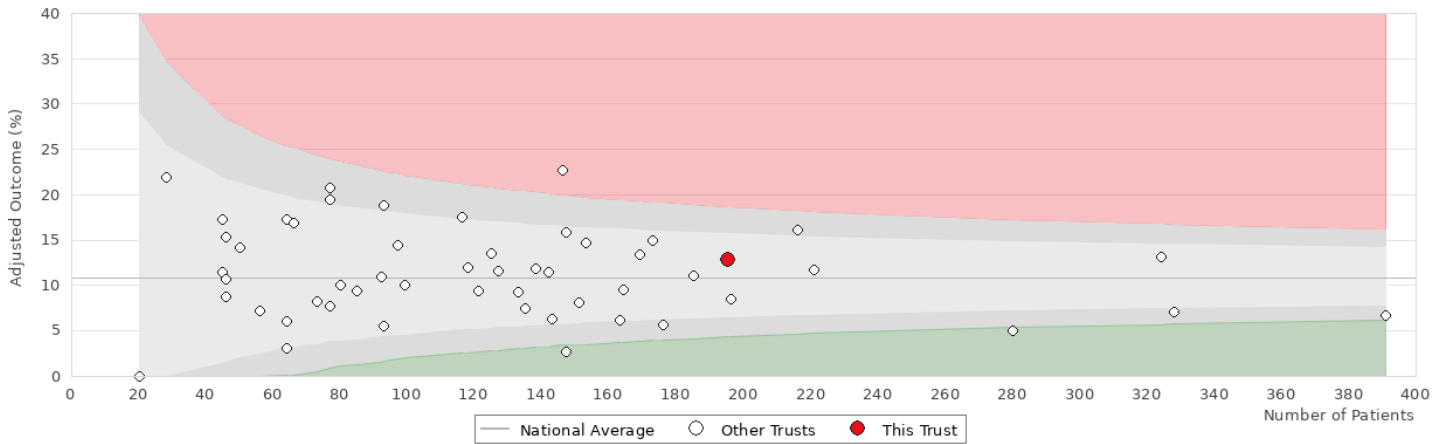
Trust	Number	Adjusted
Betsi Cadwaladr University Health Board	34	14.5%

Adjusted funnel plot for the proportion of patients experiencing at least one genitourinary complication requiring a procedural/surgical intervention within 2 years of radical prostatectomy by surgical centre in England and Wales.



Trust	Number	Adjusted
Betsi Cadwaladr University Health Board	37	2.05%

Adjusted funnel plot for the proportion of patients receiving a procedure of the large bowel and a diagnosis indicating radiation toxicity (gastrointestinal complication) within 2 years of radical radiotherapy by radiotherapy centre in England and Wales.



Trust	Number	Adjusted
Betsi Cadwaladr University Health Board	195	12.92%