

NPCA Annual Report 2022 – Provider results

Betsi Cadwaladr University Health Board

Specialist MDT: Betsi Cadwaladr University Health Board

Data Quality

	Diagnosing Trust	Specialist MDT
No. of Cancer Registry records	487	487
Performance Status recorded	100%	100%
PSA completed	83%	83%
Gleason Score completed	83%	83%
TNM completed	37%	37%
Risk group assigned	91%	91%

Disease Presentation

	Specialist MDT	National
No. of men with disease status determined	451	23477
Percentage of men diagnosed with metastatic disease	13%	17%
No. of men diagnosed with M1 (metastases)	60	N/A

Management

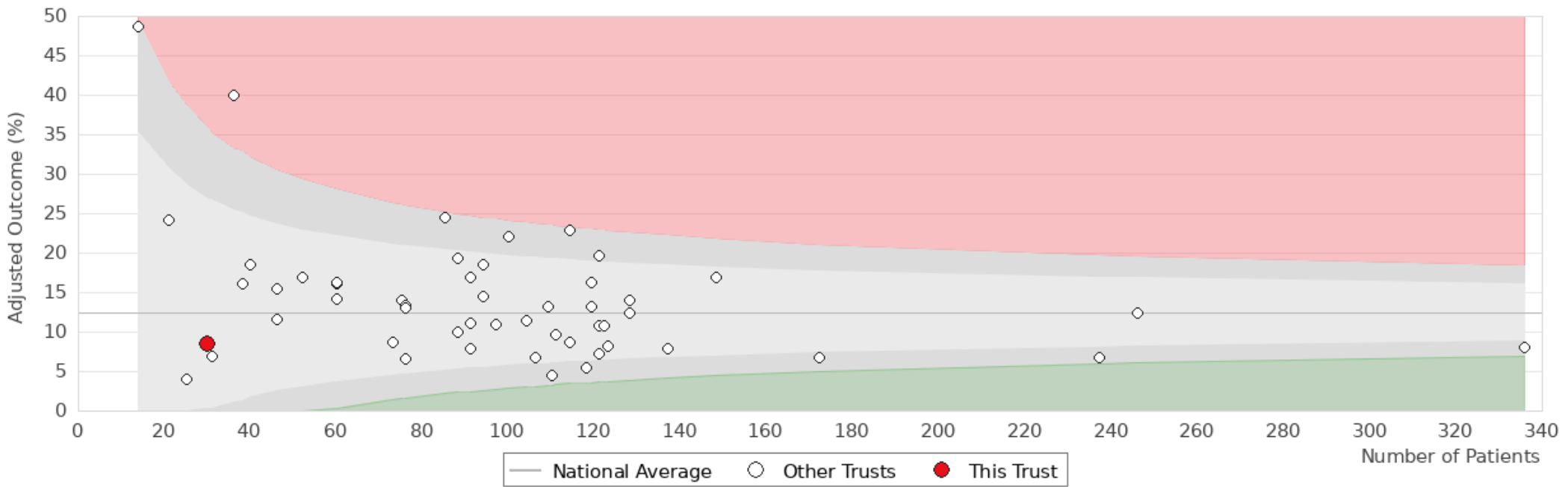
	Specialist MDT	National
No. of men diagnosed with low-risk localised disease	5	N/A

	Specialist MDT	National
Percentage of men with low-risk localised disease receiving radical treatment	0%	0%
No. of men diagnosed with locally advanced disease	161	N/A
Percentage of men diagnosed with locally advanced disease receiving radical treatment	73%	0%

Outcome

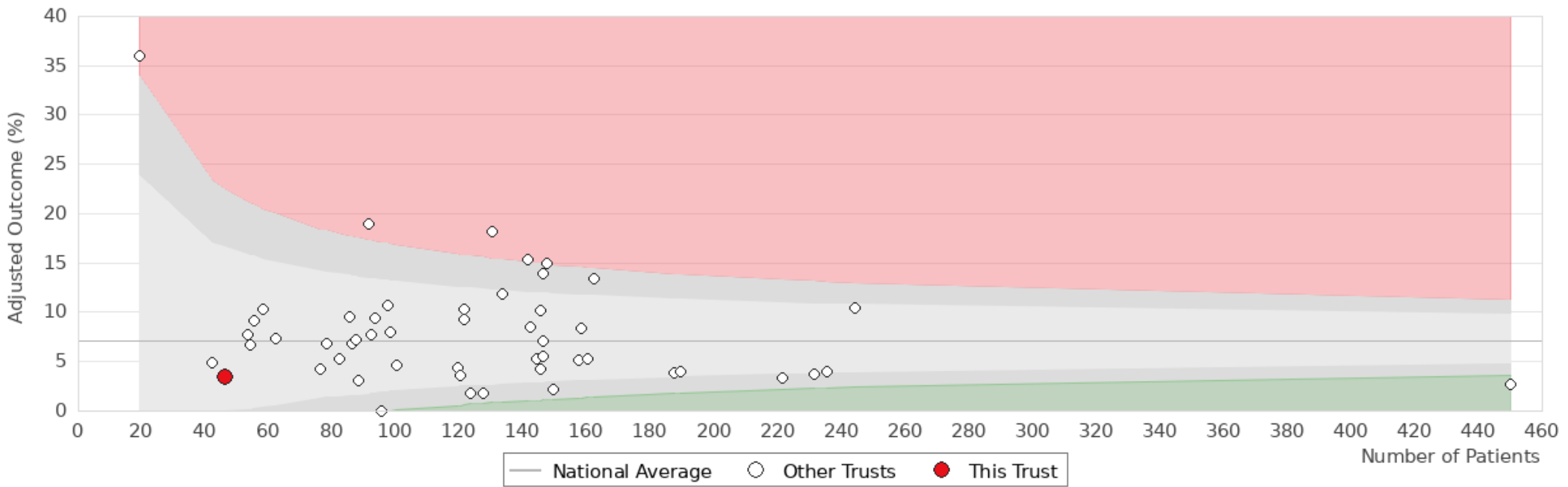
	Treatment Centre
No. of men who received radical prostatectomy (2020-2021)	30
Adjusted percentage of men who had an emergency readmission within 90 days of radical prostatectomy (%)	9%
No. of men who received radical prostatectomy (2019)	46
Adjusted percentage of men experiencing at least one GU complication (%)	3%
No. of men who received radical radiotherapy (2019)	200
Adjusted percentage of men experiencing at least one GI complication (%)	8%

Adjusted funnel plot for the proportion of patients readmitted as an emergency within 90 days of radical prostatectomy by surgical centre in England and Wales.



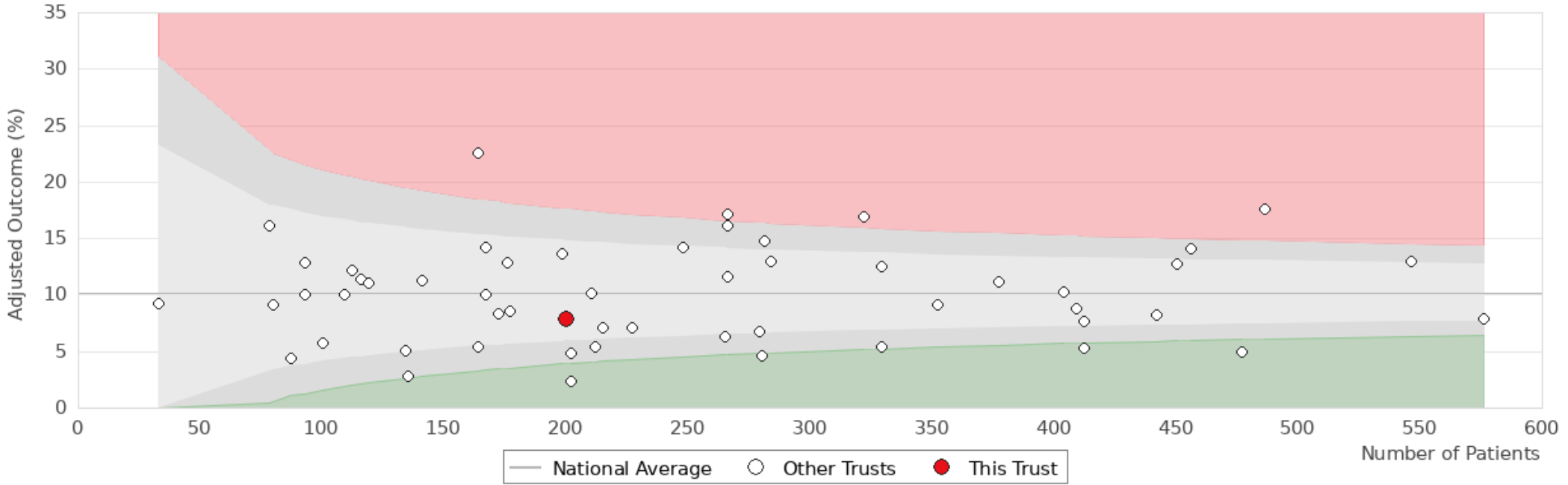
Trust	Number	Adjusted
Betsi Cadwaladr University Health Board	30	8.61%

Adjusted funnel plot for the proportion of patients experiencing at least one genitourinary complication requiring a procedural/surgical intervention within 2 years of radical prostatectomy by surgical centre in England and Wales.



Trust	Number	Adjusted
Betsi Cadwaladr University Health Board	46	3.42%

Adjusted funnel plot for the proportion of patients receiving a procedure of the large bowel and a diagnosis indicating radiation toxicity (gastrointestinal complication) within 2 years of radical radiotherapy by radiotherapy centre in England and Wales.



Trust	Number	Adjusted
Betsi Cadwaladr University Health Board	200	7.95%