

NPCA Annual Report 2018 – Provider results

City Hospitals Sunderland NHS Foundation Trust

Specialist MDT: City Hospitals Sunderland NHS Foundation Trust

Data Quality

	Diagnosing Trust	Specialist MDT
No. of Cancer Registry records	366	380
Performance Status recorded	51%	50%
PSA completed	81%	80%
Gleason Score completed	70%	68%
TNM completed	60%	59%
Multiparametric MRI performed	70%	70%
At least 1 treatment modality recorded	99%	98%

Disease Presentation

	Specialist MDT	National
No. of men with disease status determined	355	39534
Percentage of men diagnosed with metastatic disease	23%	16%

Management

	Specialist MDT	National
No. of men diagnosed with low-risk localised disease	33	2948
Percentage of men with low-risk localised disease receiving radical treatment	0%	4%
No. of men diagnosed with locally advanced disease	127	15404
Percentage of men diagnosed with locally advanced disease receiving radical treatment	41%	67%

Patient experience of care

	Specialist MDT	National
No. of men diagnosed April 15 - Sept 16 who were candidates, or who had radical treatment (surgery or radiotherapy) and were sent a questionnaire	296	35162
Percentage of men who responded	68%	73%
No. of men who completed 'diagnosis information' question	196	25248
Percentage of men who were given the 'right amount' of information about their condition and treatment	89%	90%
No. of men who completed 'treatment involvement' question	195	25041

	Specialist MDT	National
Percentage of men who were 'involved as much as they were to be' in decisions about their treatment and care	63%	73%
No. of men who completed CNS question	197	24569
Percentage of men who were 'given the name of a CNS'	93%	83%
No. of men who rated their overall care on a scale of 1-10	182	23809
Percentage of men who rated their overall care as 8 or above	85%	89%

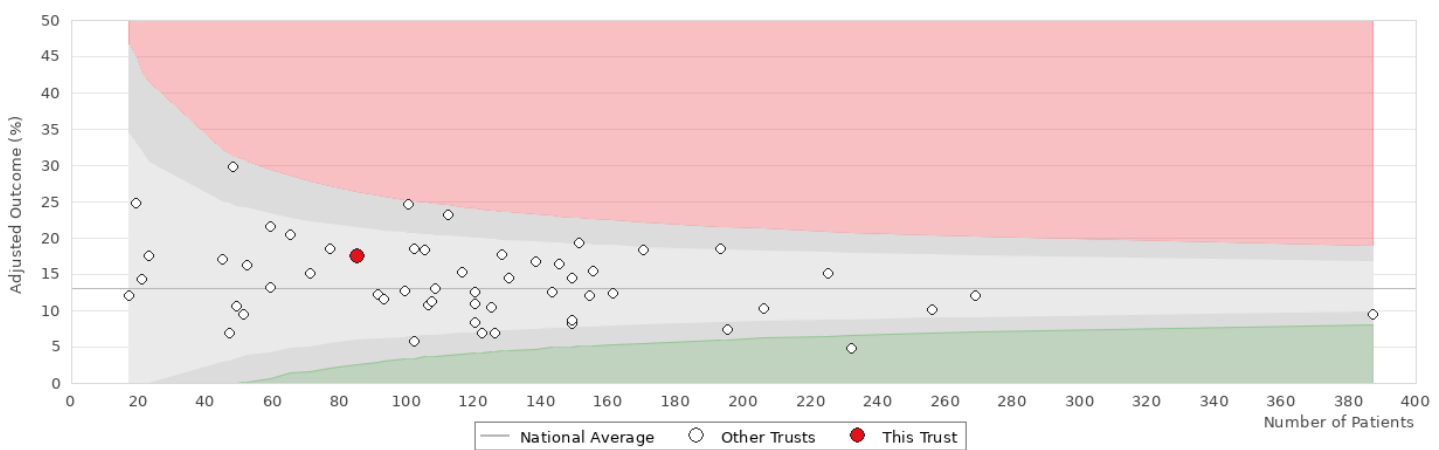
Outcome

	Treatment Centre
No. of men who received radical prostatectomy (2016-2017)	85
Adjusted percentage of men who had an emergency readmission within 90 days of radical prostatectomy (%)	18%
No. of men who received radical prostatectomy (2015)	62
Adjusted percentage of men experiencing at least one GU complication (%)	14%

Patient-reported outcomes

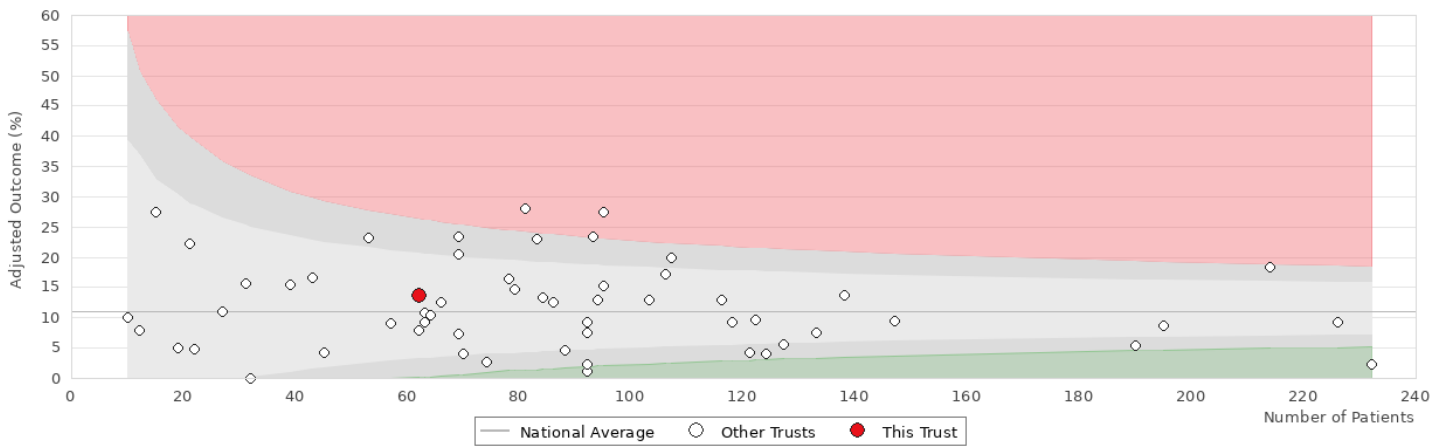
	Treatment Centre
No. of men diagnosed April 15 - Sept 16 who received radical prostatectomy and were sent a questionnaire	99
Percentage of men who responded	79%
No. of men who completed sufficient information for a validated EPIC-26 urinary incontinence score to be determined	72
Adjusted EPIC-26 urinary incontinence score	68
No. of men who completed sufficient information for a validated EPIC-26 sexual function score to be determined	76
Adjusted EPIC-26 sexual function score	21

Adjusted funnel plot for the proportion of patients readmitted as an emergency within 90 days of radical prostatectomy by surgical centre in England and Wales.



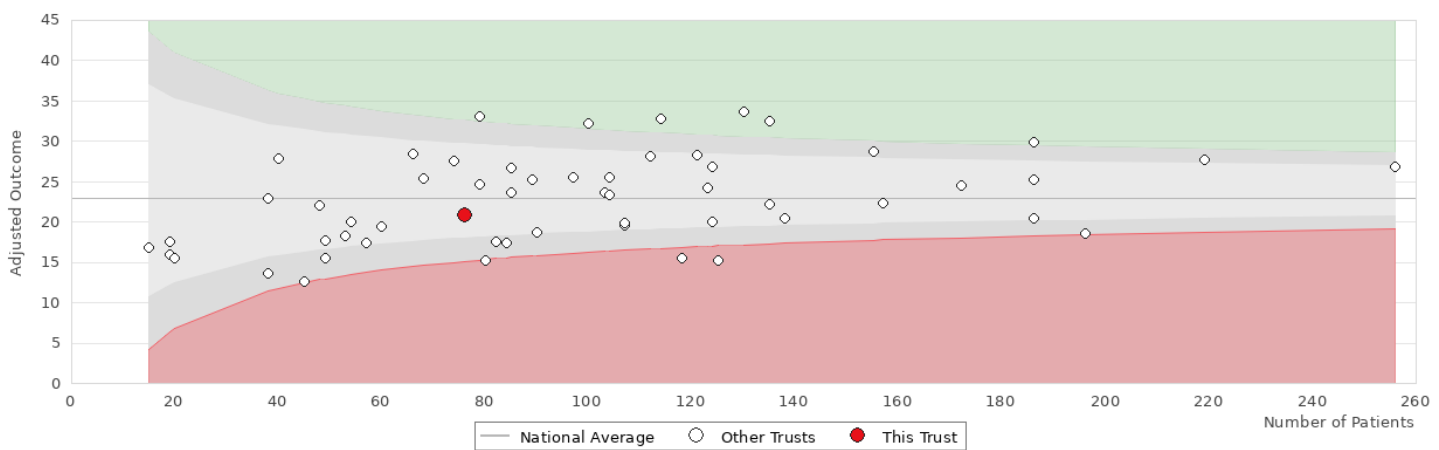
Trust	Number	Adjusted
City Hospitals Sunderland NHS Foundation Trust	85	17.57%

Adjusted funnel plot for the proportion of patients experiencing at least one genitourinary complication requiring a procedural/surgical intervention within 2 years of radical prostatectomy by surgical centre in England and Wales.



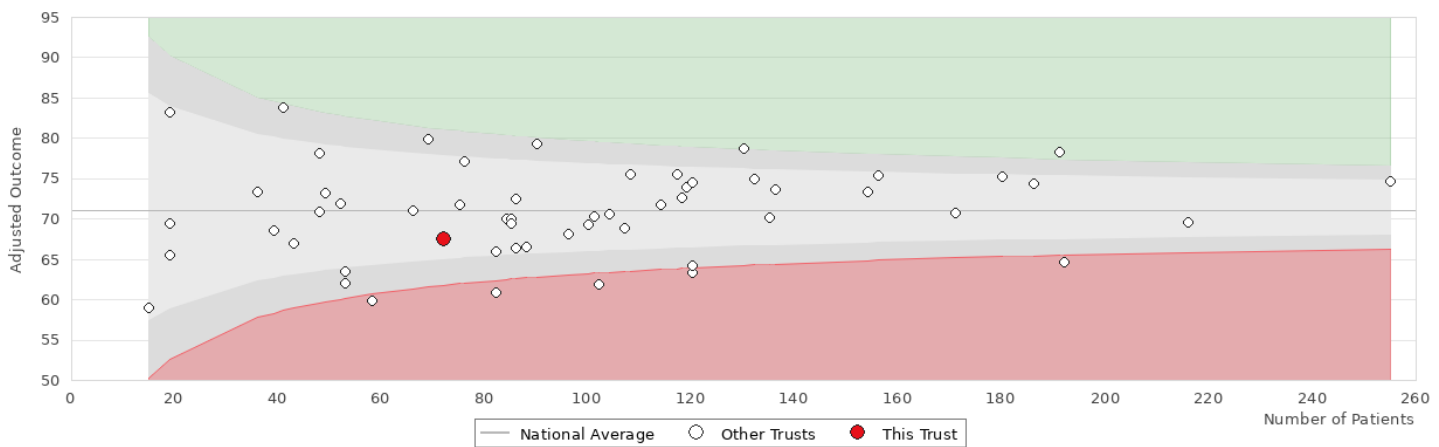
Trust	Number	Adjusted
City Hospitals Sunderland NHS Foundation Trust	62	13.67%

Adjusted funnel plot for the mean sexual function score after radical prostatectomy by surgical centre in England and Wales.



Trust	Number	Adjusted mean score
City Hospitals Sunderland NHS Foundation Trust	76	20.96

Adjusted funnel plot for the mean urinary incontinence score after radical prostatectomy by surgical centre in England and Wales.



Trust	Number	Adjusted mean score
City Hospitals Sunderland NHS Foundation Trust	72	67.59