

## NPCA Annual Report 2019 – Provider results

### Gloucestershire Hospitals NHS Foundation Trust

#### Specialist MDT: Gloucestershire Hospitals NHS Foundation Trust

#### Data Quality

|  | Diagnosing Trust | Specialist MDT |
|--|------------------|----------------|
| No. of Cancer Registry records         | 503              | 672            |
| Performance Status recorded            | 0%               | 22%            |
| PSA completed                          | 1%               | 7%             |
| Gleason Score completed                | 78%              | 78%            |
| TNM completed                          | 73%              | 71%            |
| Multiparametric MRI performed          | 1%               | 2%             |
| At least 1 treatment modality recorded | 91%              | 87%            |

#### Disease Presentation

|   | Specialist MDT | National |
|---|----------------|----------|
| No. of men with disease status determined           | 606            | 39295    |
| Percentage of men diagnosed with metastatic disease | 18%            | 16%      |

#### Management

|  | Specialist MDT | National |
|--|----------------|----------|
| No. of men diagnosed with low-risk localised disease   | 25             | 2581     |
| Percentage of men with low-risk localised disease receiving radical treatment  | 13%            | 4%       |
| No. of men diagnosed with locally advanced disease   | 234            | 15573    |
| Percentage of men diagnosed with locally advanced disease receiving radical treatment                                | 67%            | 68%      |
| No. of men with high risk/locally advanced prostate cancer who received radiotherapy                                 | 117            | 6974     |
| Percentage of men having radical radiotherapy for high-risk/locally advanced disease receiving a brachytherapy boost | 0%             | 5%       |
| No. of men diagnosed with N+ M0 (node positive, no metastases)   | 33             | 1821     |
| Percentage of men diagnosed with N+ M0 (node positive, no metastases) receiving docetaxel                            | 22%            | 14%      |
| No. of men diagnosed with M1 (metastases)  | 109            | 6085     |
| Percentage of men diagnosed with M1 (metastases) receiving docetaxel   | 29%            | 27%      |

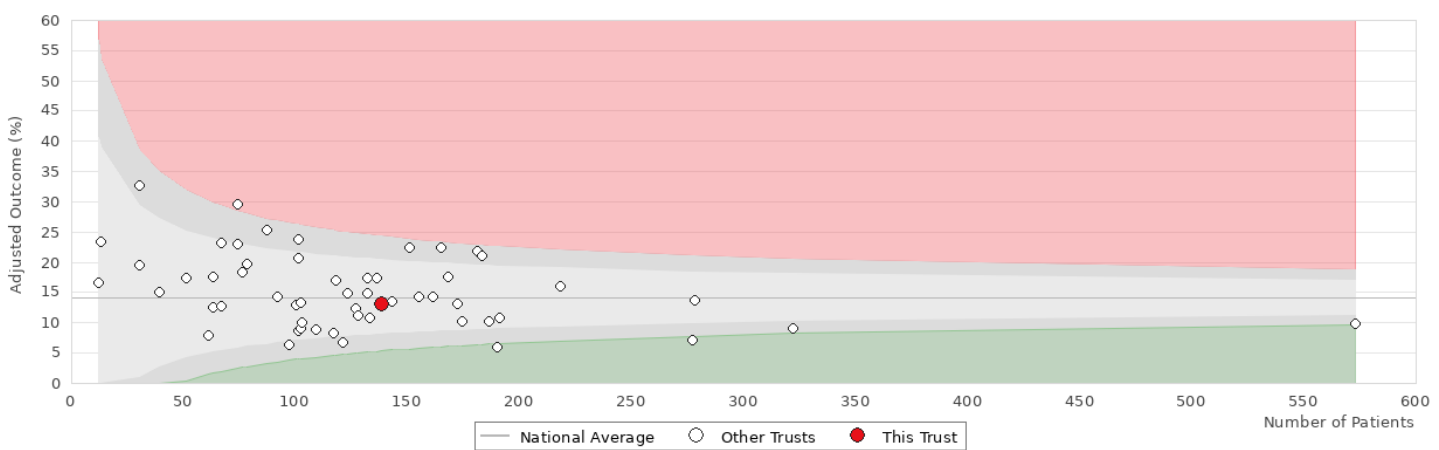
|   | Diagnosing Trust | National |
|---|------------------|----------|
| No. of men diagnosed with intermediate-risk disease | 55               | 3457     |

|   | <b>Diagnosing Trust</b> | <b>National</b> |
|---|-------------------------|-----------------|
| Percentage of men diagnosed with intermediate-risk disease receiving a hypofractionated regimen | 87%                     | 91%             |
| No. of men diagnosed with high-risk disease   | 121                     | 6966            |
| Percentage of men diagnosed with high-risk disease receiving a hypofractionated regimen         | 34%                     | 59%             |

## Outcome

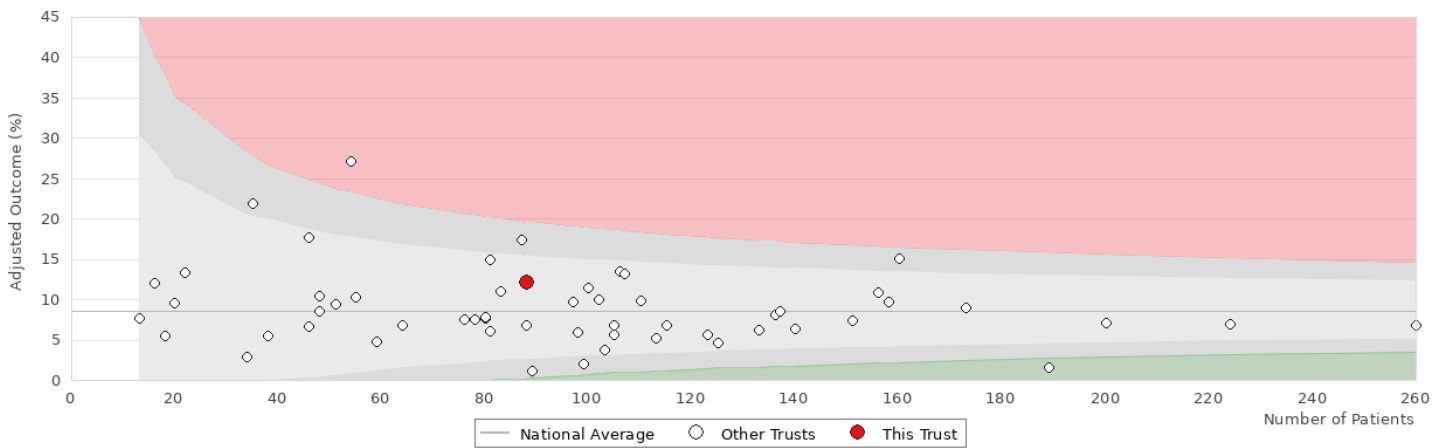
|   | <b>Treatment Centre</b> |
|---|-------------------------|
| No. of men who received radical prostatectomy (2017-2018)   | 138                     |
| Adjusted percentage of men who had an emergency readmission within 90 days of radical prostatectomy (%) | 13%                     |
| No. of men who received radical prostatectomy (2016)  | 88                      |
| Adjusted percentage of men experiencing at least one GU complication (%)                                | 12%                     |
| No. of men who received radical radiotherapy (2016)   | 141                     |
| Adjusted percentage of men experiencing at least one GI complication (%)                                | 10%                     |

Adjusted funnel plot for the proportion of patients readmitted as an emergency within 90 days of radical prostatectomy by surgical centre in England and Wales.



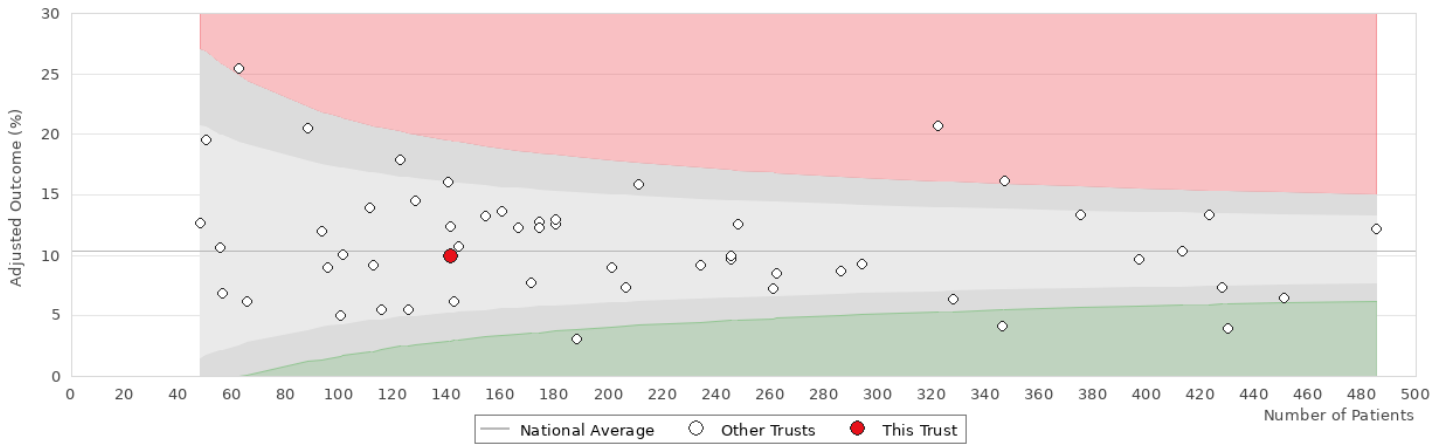
| Trust  | Number | Adjusted |
|--|--------|----------|
| Gloucestershire Hospitals NHS Foundation Trust | 138    | 13.16%   |

Adjusted funnel plot for the proportion of patients experiencing at least one genitourinary complication requiring a procedural/surgical intervention within 2 years of radical prostatectomy by surgical centre in England and Wales.



| Trust  | Number | Adjusted |
|--|--------|----------|
| Gloucestershire Hospitals NHS Foundation Trust | 88     | 12.19%   |

Adjusted funnel plot for the proportion of patients receiving a procedure of the large bowel and a diagnosis indicating radiation toxicity (gastrointestinal complication) within 2 years of radical radiotherapy by radiotherapy centre in England and Wales.



| Trust  | Number | Adjusted |
|--|--------|----------|
| Gloucestershire Hospitals NHS Foundation Trust | 141    | 9.95%    |