

NPCA Annual Report 2020 – Provider results

Norfolk and Norwich University Hospitals NHS Foundation Trust Specialist MDT: Norfolk and Norwich University Hospitals NHS Foundation Trust

Data Quality

	Diagnosing Trust	Specialist MDT
No. of Cancer Registry records	683	909
Performance Status recorded	39%	50%
PSA completed	65%	70%
Gleason Score completed	85%	84%
TNM completed	64%	70%
Risk group assigned	88%	89%

Disease Presentation

	Specialist MDT	National
No. of men with disease status determined	832	49027
Percentage of men diagnosed with metastatic disease	14%	13%

Management

	Specialist MDT	National
No. of men diagnosed with low-risk localised disease	44	3055
Percentage of men with low-risk localised disease receiving radical treatment	2%	5%
No. of men diagnosed with locally advanced disease	395	19663
Percentage of men diagnosed with locally advanced disease receiving radical treatment	77%	71%
No. of men diagnosed with M1 (metastases)	118	6136
Percentage of men diagnosed with M1 (metastases) receiving docetaxel	34%	36%

Patient experience of care

	Specialist MDT	National
No. of men diagnosed 1st April 18 - 30th Sept 18 who had radical treatment (surgery or radiotherapy) and were sent a questionnaire	215	10750
Percentage of men who responded	80%	78%
No. of men who completed CNS question	169	8137
Percentage of men who were 'given the name of a CNS'	80%	87%

	Specialist MDT	National
No. of men who rated their overall care on a scale of 1-10	162	7878
Percentage of men who rated their overall care as 8 or above	89%	91%

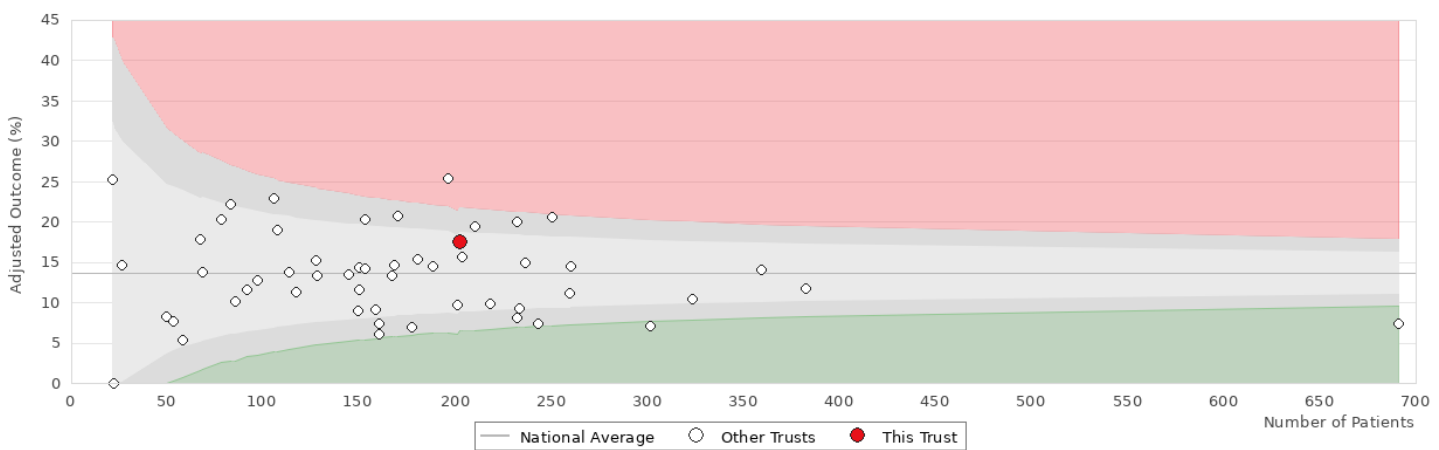
Outcome

	Treatment Centre
No. of men who received radical prostatectomy (2018-2019)	202
Adjusted percentage of men who had an emergency readmission within 90 days of radical prostatectomy (%)	18%
No. of men who received radical prostatectomy (2017)	132
Adjusted percentage of men experiencing at least one GU complication requiring a procedural/surgical intervention (%)	5%
No. of men who received radical radiotherapy (2017)	290
Adjusted percentage of men receiving a procedure of the large bowel and a diagnosis indicating radiation toxicity (GI complication) (%)	25%

Patient-reported outcomes

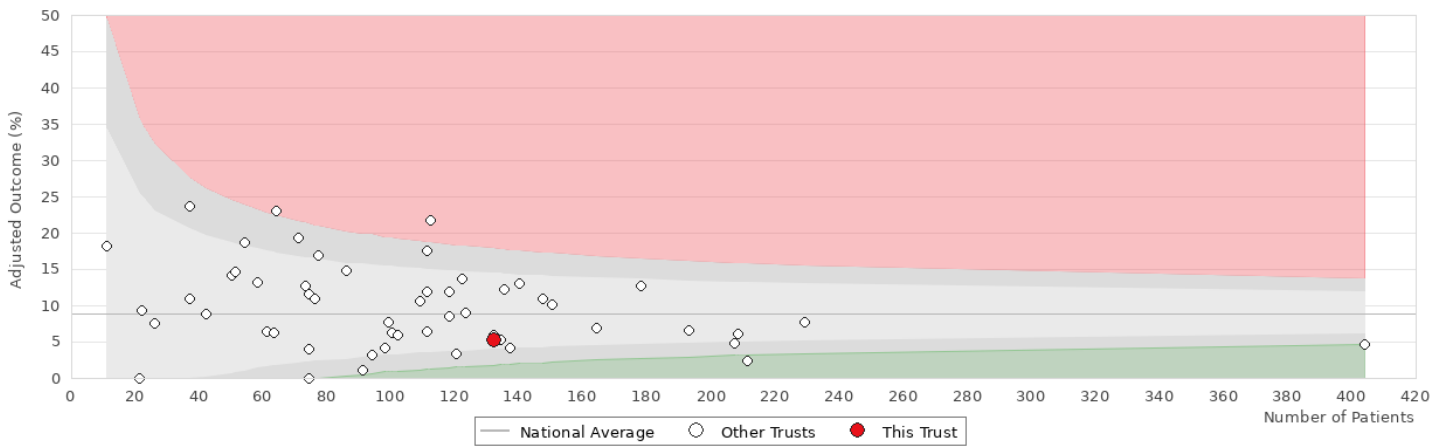
	Treatment Centre
No. of men diagnosed 1st April 18 - 30th Sept 18 who received radical prostatectomy and were sent a questionnaire	87
Percentage of men who responded	86%
No. of men who completed sufficient information for a validated EPIC-26 urinary incontinence score to be determined	72
Adjusted EPIC-26 urinary incontinence score (0=worst to 100=best)	68
No. of men who completed sufficient information for a validated EPIC-26 sexual function score to be determined	73
Adjusted EPIC-26 sexual function score (0=worst to 100=best)	22
No. of men diagnosed 1st April 18 - 30th Sept 18 who received external beam radiotherapy and were sent a questionnaire	159
Percentage of men who responded	77%
No. of men who completed sufficient information for a validated EPIC-26 bowel function score to be determined	102
Adjusted EPIC-26 bowel function score (0=worst to 100=best)	87
No. of men who completed sufficient information for a validated EPIC-26 sexual function score to be determined	113
Adjusted EPIC-26 sexual function score (0=worst to 100=best)	19

Adjusted funnel plot for the proportion of patients readmitted as an emergency within 90 days of radical prostatectomy by surgical centre in England and Wales.



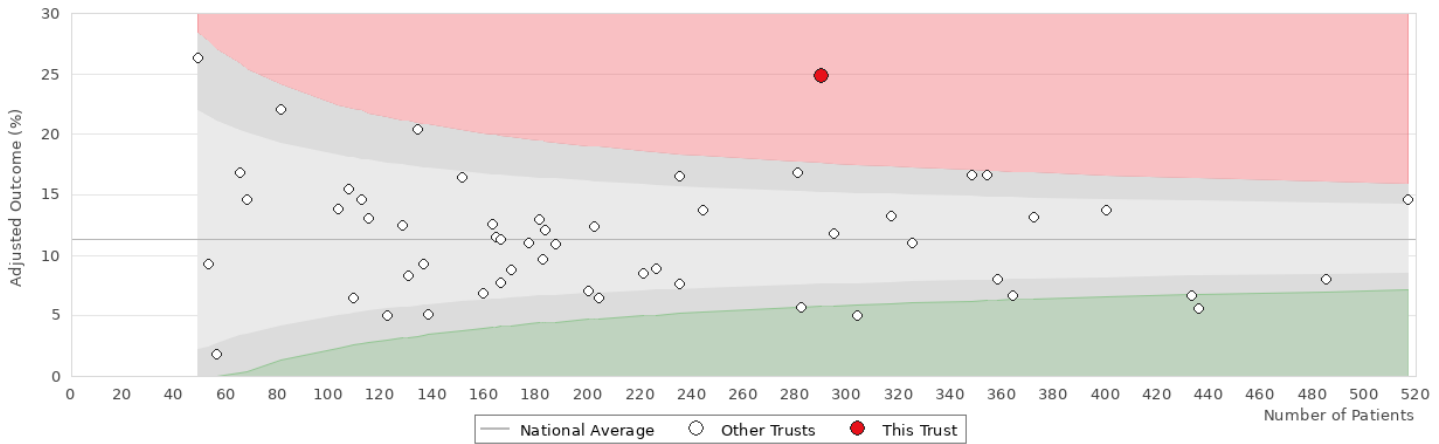
Trust	Number	Adjusted
Norfolk and Norwich University Hospitals NHS Foundation Trust	202	17.56%

Adjusted funnel plot for the proportion of patients experiencing at least one genitourinary complication requiring a procedural/surgical intervention within 2 years of radical prostatectomy by surgical centre in England and Wales.



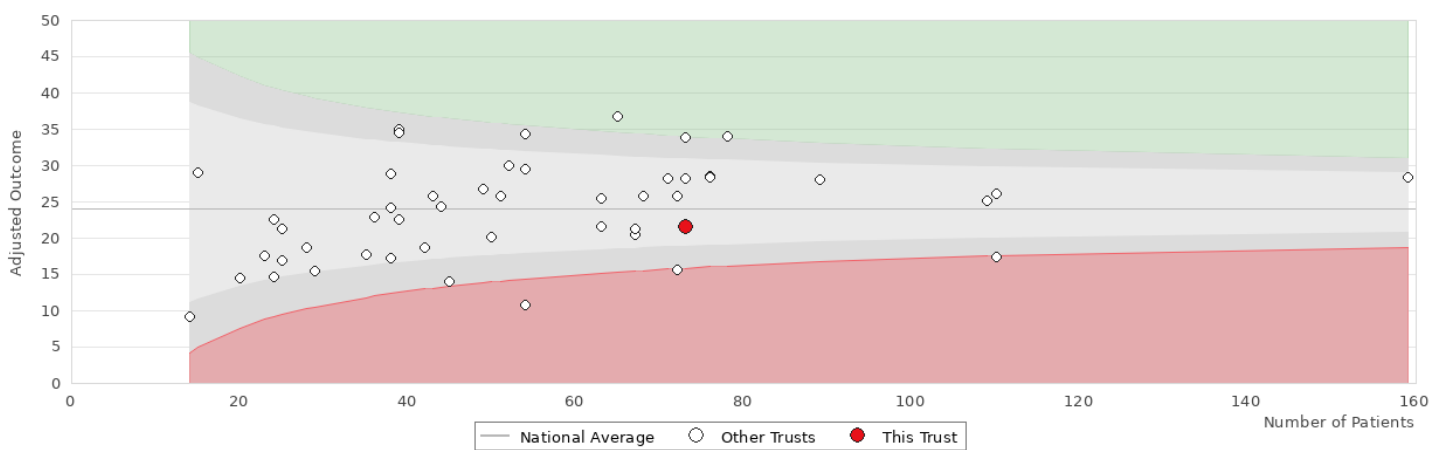
Trust	Number	Adjusted
Norfolk and Norwich University Hospitals NHS Foundation Trust	132	5.31%

Adjusted funnel plot for the proportion of patients receiving a procedure of the large bowel and a diagnosis indicating radiation toxicity (gastrointestinal complication) within 2 years of radical radiotherapy by radiotherapy centre in England and Wales.



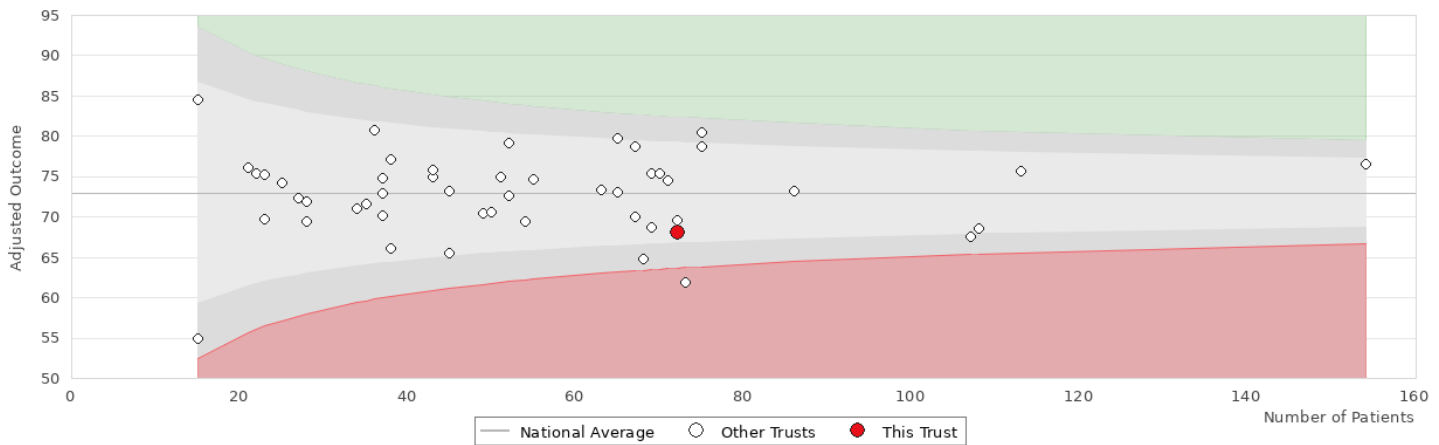
Trust	Number	Adjusted
Norfolk and Norwich University Hospitals NHS Foundation Trust	290	24.83%

Adjusted funnel plot for the mean sexual function score after radical prostatectomy by surgical centre in England and Wales.



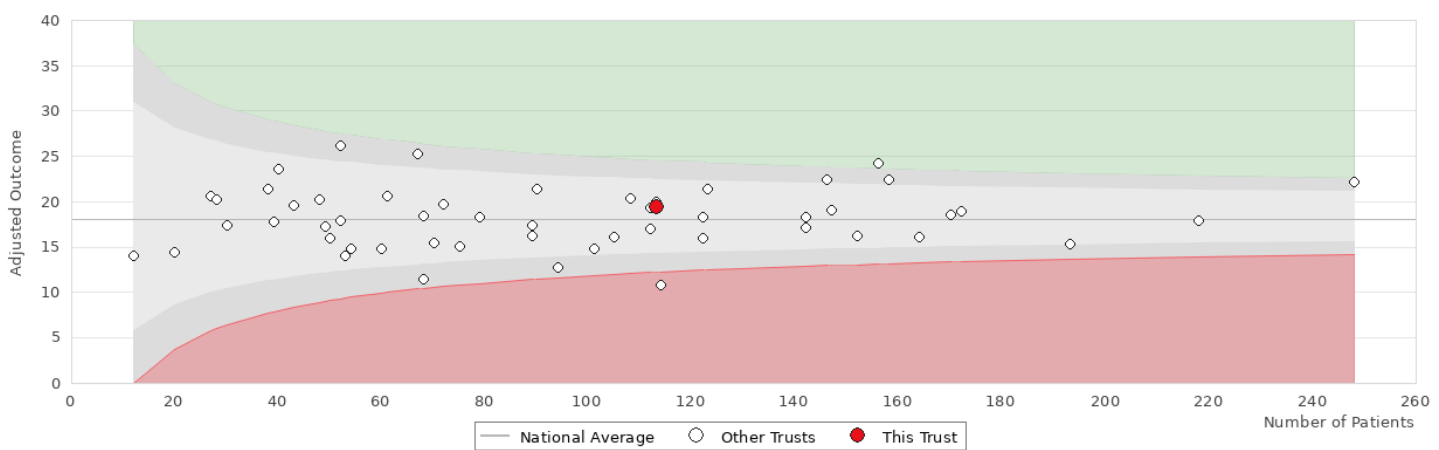
Trust	Number	Adjusted mean score
Norfolk and Norwich University Hospitals NHS Foundation Trust	73	21.62

Adjusted funnel plot for the mean urinary incontinence score after radical prostatectomy by surgical centre in England and Wales.



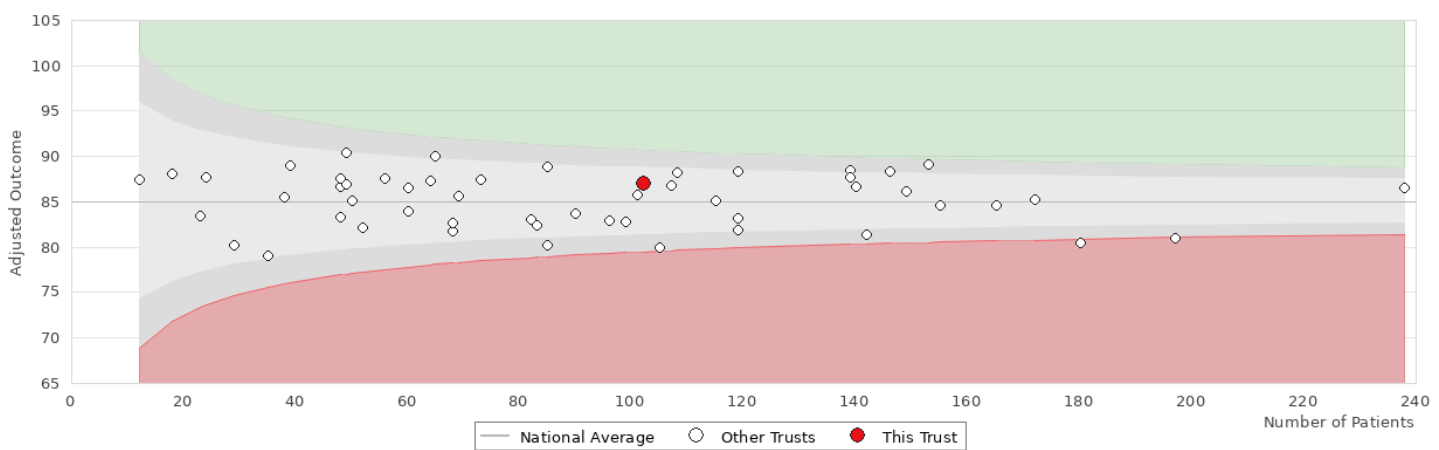
Trust	Number	Adjusted mean score
Norfolk and Norwich University Hospitals NHS Foundation Trust	72	68.13

Adjusted funnel plot for the mean sexual function score after radical radiotherapy by radiotherapy centre in England and Wales.



Trust	Number	Adjusted mean score
Norfolk and Norwich University Hospitals NHS Foundation Trust	113	19.46

Adjusted funnel plot for the mean bowel function score after radical radiotherapy by radiotherapy centre in England and Wales.



Trust	Number	Adjusted mean score
Norfolk and Norwich University Hospitals NHS Foundation Trust	102	87.04