

NPCA Annual Report 2020 – Provider results

United Lincolnshire Hospitals NHS Trust

Specialist MDT: University Hospitals of Leicester NHS Trust

Data Quality

	Diagnosing Trust	Specialist MDT
No. of Cancer Registry records	689	1405
Performance Status recorded	45%	23%
PSA completed	52%	26%
Gleason Score completed	84%	81%
TNM completed	74%	76%
Risk group assigned	89%	90%

Disease Presentation

	Specialist MDT	National
No. of men with disease status determined	1316	49027
Percentage of men diagnosed with metastatic disease	16%	13%

Management

	Specialist MDT	National
No. of men diagnosed with low-risk localised disease	83	3055
Percentage of men with low-risk localised disease receiving radical treatment	2%	5%

	Specialist MDT	National
No. of men diagnosed with locally advanced disease	484	19663
Percentage of men diagnosed with locally advanced disease receiving radical treatment	69%	71%
No. of men diagnosed with M1 (metastases)	217	6136
Percentage of men diagnosed with M1 (metastases) receiving docetaxel	33%	36%

Patient experience of care

	Specialist MDT	National
No. of men diagnosed 1st April 18 - 30th Sept 18 who had radical treatment (surgery or radiotherapy) and were sent a questionnaire	247	10750
Percentage of men who responded	83%	78%
No. of men who completed CNS question	204	8137
Percentage of men who were 'given the name of a CNS'	81%	87%
No. of men who rated their overall care on a scale of 1-10	199	7878
Percentage of men who rated their overall care as 8 or above	90%	91%

Outcome

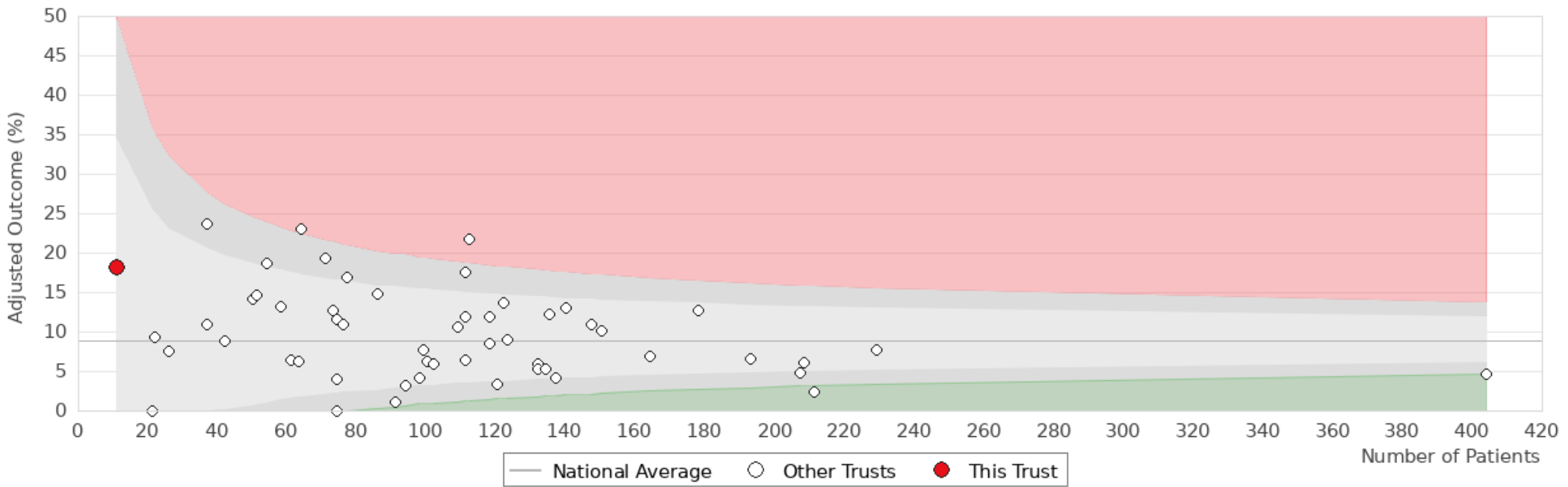
	Treatment Centre
No. of men who received radical prostatectomy (2018-2019)	N/A
Adjusted percentage of men who had an emergency readmission within 90 days of radical prostatectomy (%)	N/A
No. of men who received radical prostatectomy (2017)	11
Adjusted percentage of men experiencing at least one GU complication requiring a procedural/surgical intervention (%)	18%
No. of men who received radical radiotherapy (2017)	182
Adjusted percentage of men receiving a procedure of the large bowel and a diagnosis indicating radiation toxicity (GI complication) (%)	10%

Patient-reported outcomes

	Treatment Centre
--	------------------

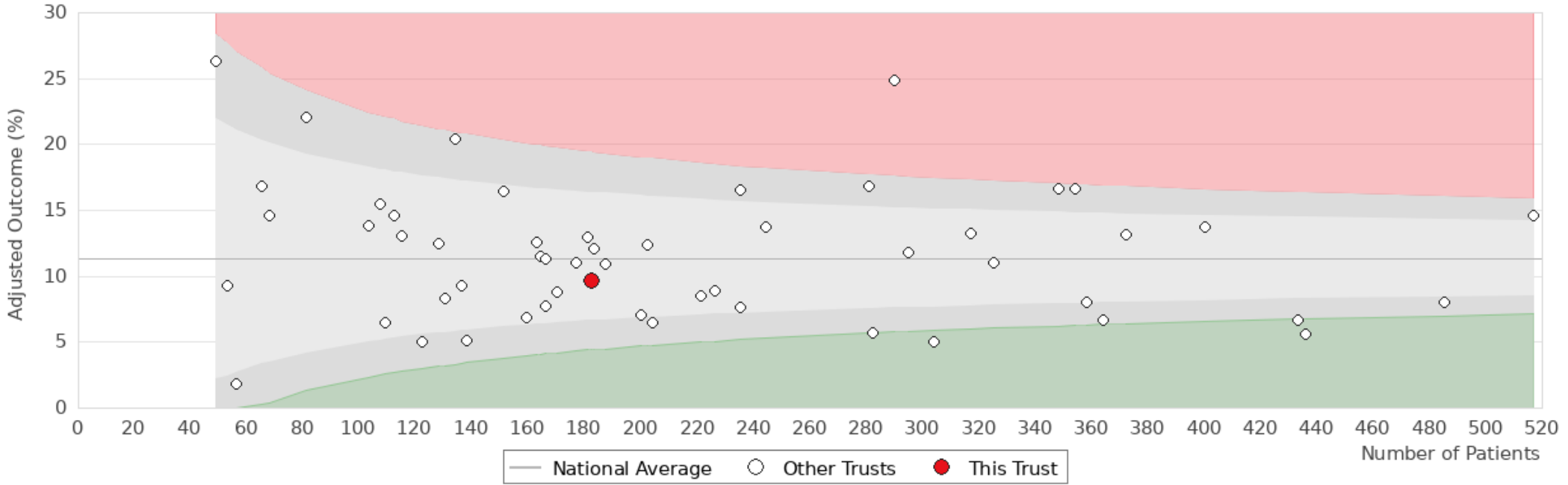
No. of men diagnosed 1st April 18 - 30th Sept 18 who received external beam radiotherapy and were sent a questionnaire	90
Percentage of men who responded	88%
No. of men who completed sufficient information for a validated EPIC-26 bowel function score to be determined	68
Adjusted EPIC-26 bowel function score (0=worst to 100=best)	82
No. of men who completed sufficient information for a validated EPIC-26 sexual function score to be determined	72
Adjusted EPIC-26 sexual function score (0=worst to 100=best)	20

Adjusted funnel plot for the proportion of patients experiencing at least one genitourinary complication requiring a procedural/surgical intervention within 2 years of radical prostatectomy by surgical centre in England and Wales.



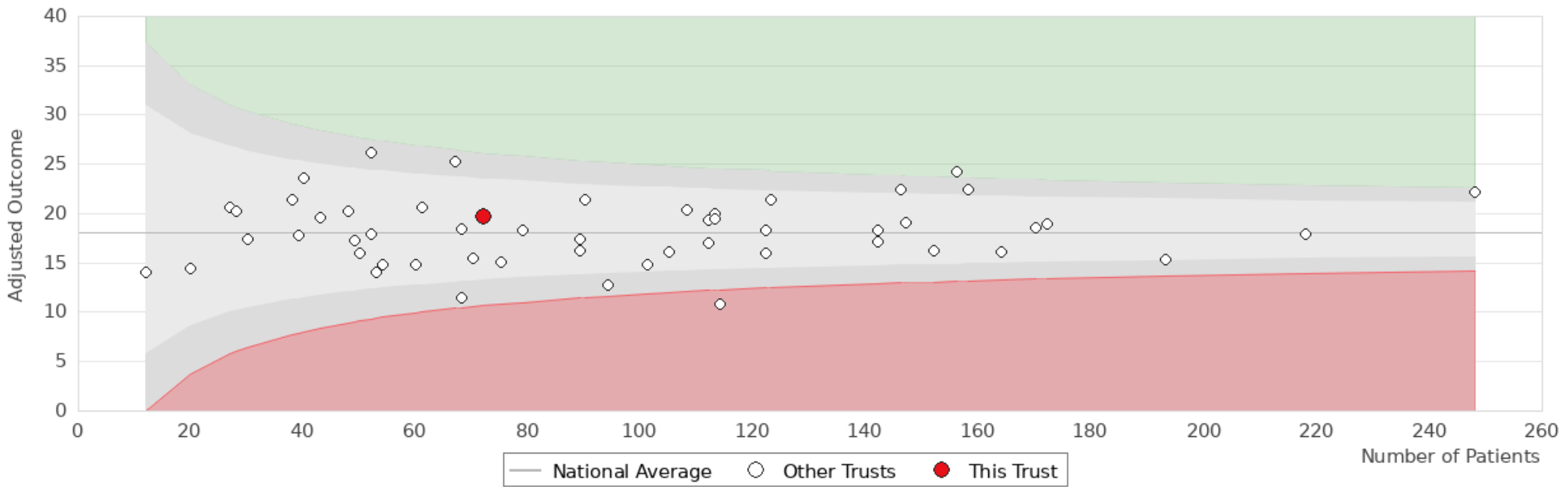
Trust	Number	Adjusted
United Lincolnshire Hospitals NHS Trust	11	18.23%

Adjusted funnel plot for the proportion of patients receiving a procedure of the large bowel and a diagnosis indicating radiation toxicity (gastrointestinal complication) within 2 years of radical radiotherapy by radiotherapy centre in England and Wales.



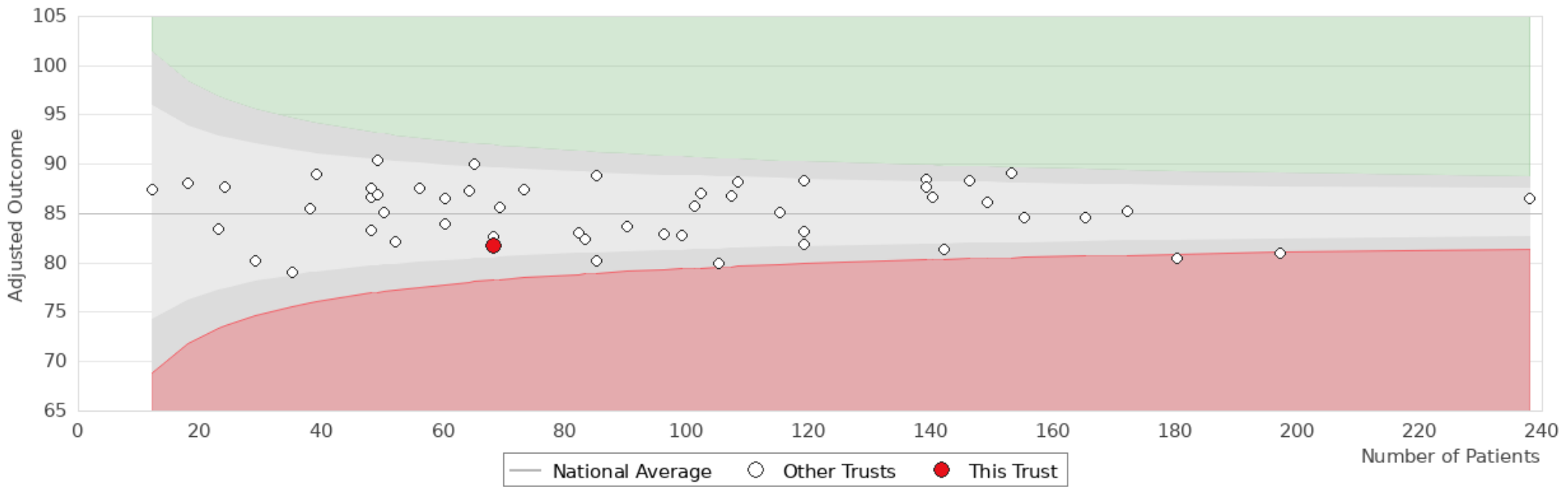
Trust	Number	Adjusted
United Lincolnshire Hospitals NHS Trust	182	9.67%

Adjusted funnel plot for the mean sexual function score after radical radiotherapy by radiotherapy centre in England and Wales.



Trust	Number	Adjusted mean score
United Lincolnshire Hospitals NHS Trust	72	19.74

Adjusted funnel plot for the mean bowel function score after radical radiotherapy by radiotherapy centre in England and Wales.



Trust	Number	Adjusted mean score
United Lincolnshire Hospitals NHS Trust	68	81.74