

NPCA Annual Report 2020 – Provider results

St George's University Hospitals NHS Foundation Trust

Specialist MDT: The Royal Marsden NHS Foundation Trust

Data Quality

	Diagnosing Trust	Specialist MDT
No. of Cancer Registry records	238	1349
Performance Status recorded	12%	46%
PSA completed	6%	61%
Gleason Score completed	91%	88%
TNM completed	79%	79%
Risk group assigned	89%	87%

Disease Presentation

	Specialist MDT	National
No. of men with disease status determined	1203	49027
Percentage of men diagnosed with metastatic disease	10%	13%

Management

	Specialist MDT	National
No. of men diagnosed with low-risk localised disease	60	3055
Percentage of men with low-risk localised disease receiving radical treatment	2%	5%
No. of men diagnosed with locally advanced disease	444	19663

	Specialist MDT	National
Percentage of men diagnosed with locally advanced disease receiving radical treatment	76%	71%
No. of men diagnosed with M1 (metastases)	126	6136
Percentage of men diagnosed with M1 (metastases) receiving docetaxel	33%	36%

Patient experience of care

	Specialist MDT	National
No. of men diagnosed 1st April 18 - 30th Sept 18 who had radical treatment (surgery or radiotherapy) and were sent a questionnaire	294	10750
Percentage of men who responded	70%	78%
No. of men who completed CNS question	199	8137
Percentage of men who were 'given the name of a CNS'	88%	87%
No. of men who rated their overall care on a scale of 1-10	194	7878
Percentage of men who rated their overall care as 8 or above	91%	91%

Outcome

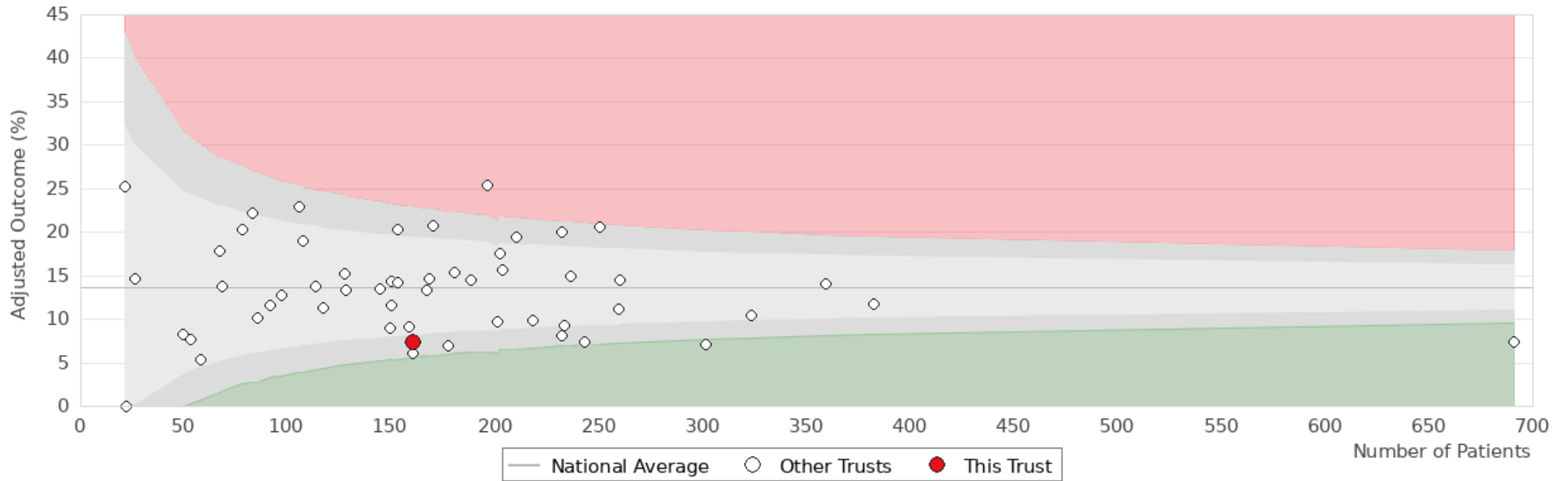
	Treatment Centre
No. of men who received radical prostatectomy (2018-2019)	160
Adjusted percentage of men who had an emergency readmission within 90 days of radical prostatectomy (%)	7%
No. of men who received radical prostatectomy (2017)	109
Adjusted percentage of men experiencing at least one GU complication requiring a procedural/surgical intervention (%)	11%

Patient-reported outcomes

	Treatment Centre
No. of men diagnosed 1st April 18 - 30th Sept 18 who received radical prostatectomy and were sent a questionnaire	64
Percentage of men who responded	61%

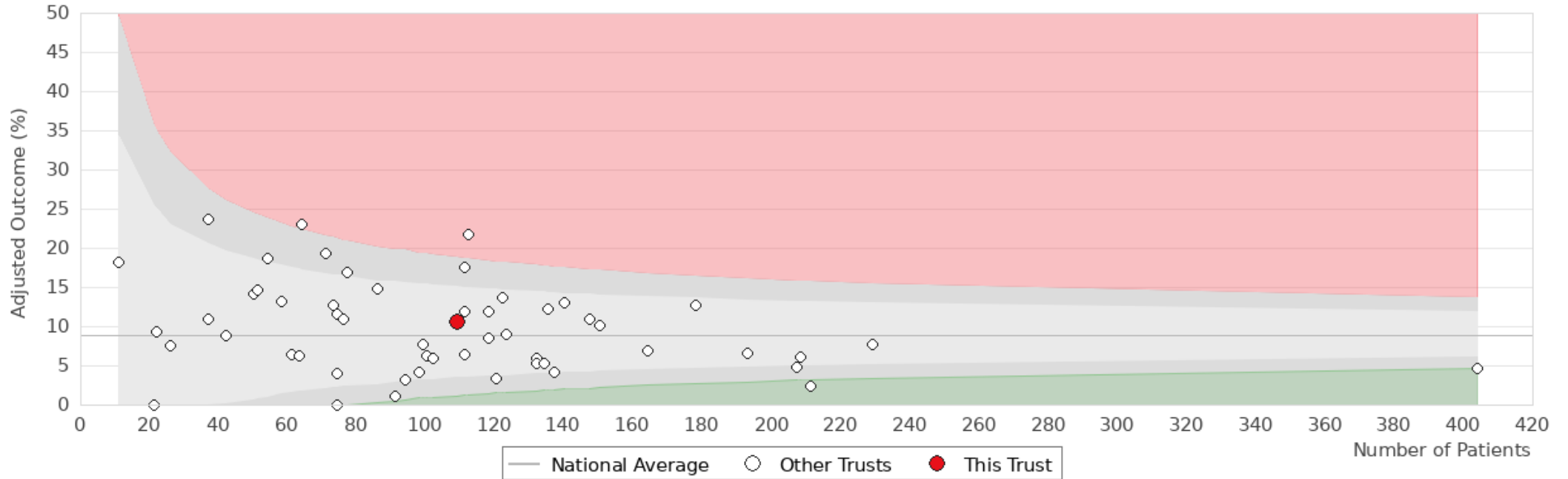
	Treatment Centre
No. of men who completed sufficient information for a validated EPIC-26 urinary incontinence score to be determined	38
Adjusted EPIC-26 urinary incontinence score (0=worst to 100=best)	66
No. of men who completed sufficient information for a validated EPIC-26 sexual function score to be determined	39
Adjusted EPIC-26 sexual function score (0=worst to 100=best)	35

Adjusted funnel plot for the proportion of patients readmitted as an emergency within 90 days of radical prostatectomy by surgical centre in England and Wales.



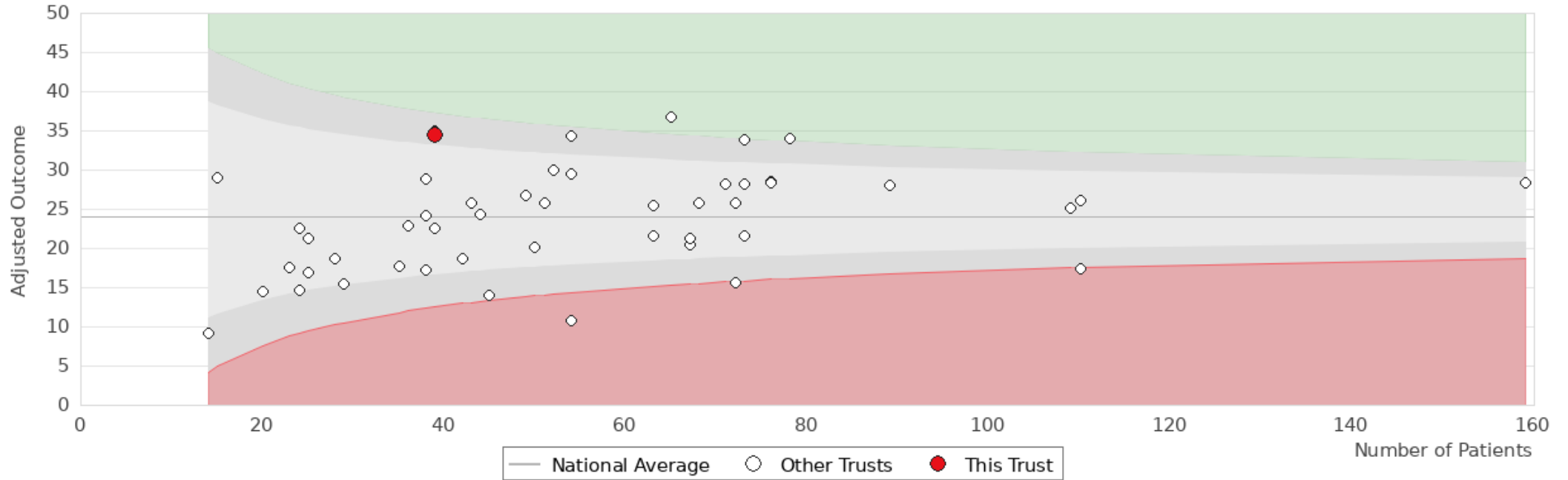
Trust	Number	Adjusted
St George's University Hospitals NHS Foundation Trust	160	7.39%

Adjusted funnel plot for the proportion of patients experiencing at least one genitourinary complication requiring a procedural/surgical intervention within 2 years of radical prostatectomy by surgical centre in England and Wales.



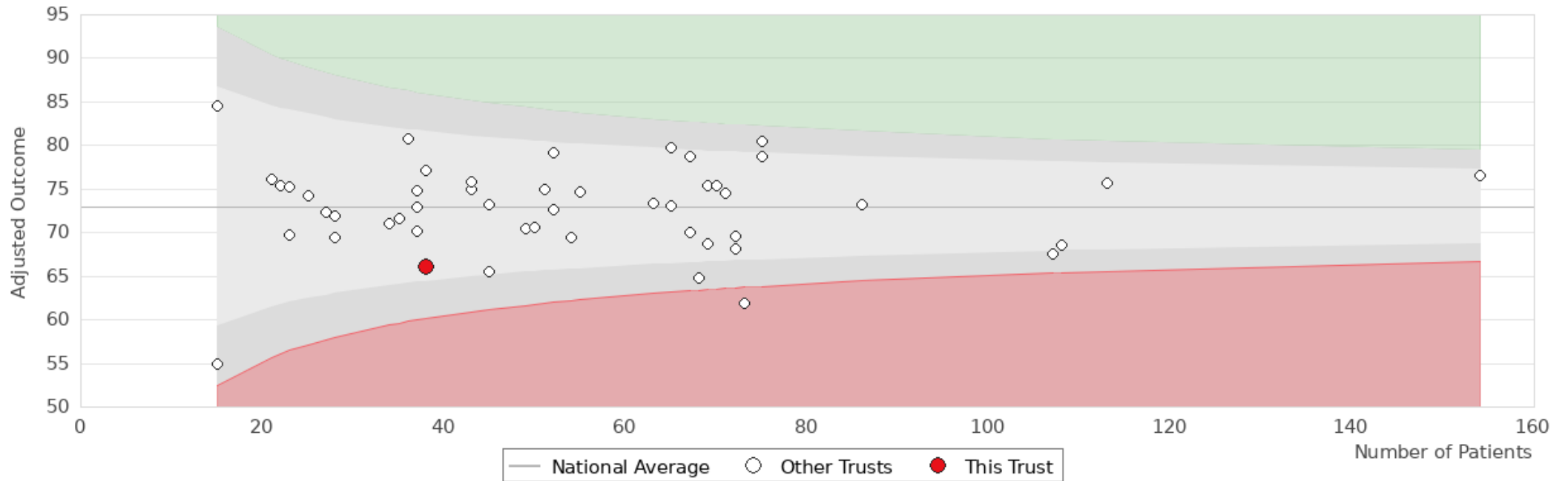
Trust	Number	Adjusted
St George's University Hospitals NHS Foundation Trust	109	10.57%

Adjusted funnel plot for the mean sexual function score after radical prostatectomy by surgical centre in England and Wales.



Trust	Number	Adjusted mean score
St George's University Hospitals NHS Foundation Trust	39	34.58

Adjusted funnel plot for the mean urinary incontinence score after radical prostatectomy by surgical centre in England and Wales.



Trust	Number	Adjusted mean score
St George's University Hospitals NHS Foundation Trust	38	66.14